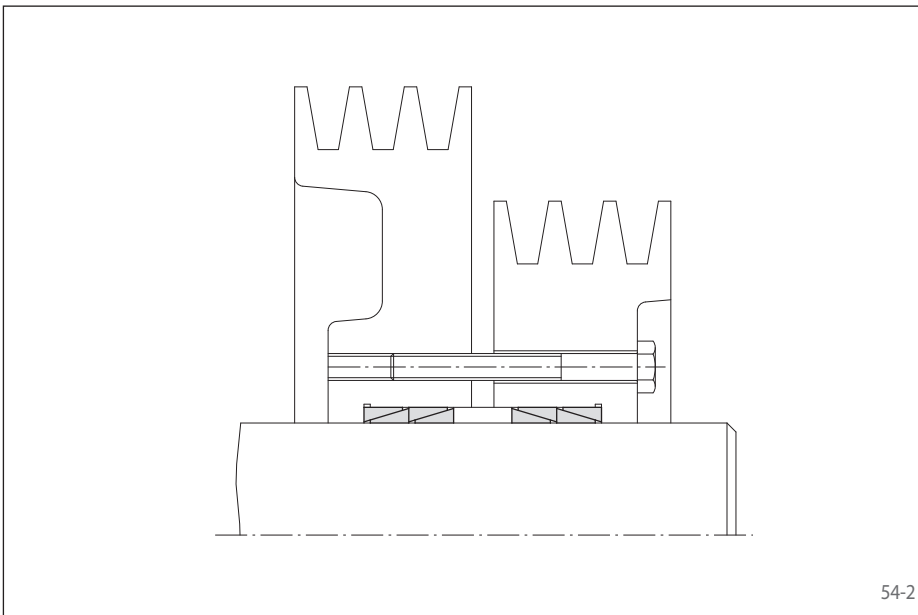




54-1

### Features

- For individual clamping connections
- Compact design
- Transmissible torque of 7,3 Nm up to 27 393 Nm
- For shaft diameters between 10 mm and 200 mm



54-2

### Application example

Backlash free connection of two V-belt pulleys with two Cone Clamping Elements RLK 300 each. In this assembly, the screw force is used on both sides. By this, both packages with two Cone Clamping Elements each are charged with the preload force. Due to the double arrangement of the Cone Clamping Elements, the transmissible torque is increased. Because of the recessed hub, separate pressure flanges are not required. This makes the solution very cost-effective.

### Transmissible torques and axial forces

The transmissible torques or axial forces listed on pages 56 and 57 are subject to the following tolerances, surface characteristics, materials and preload force requirement. Please contact us in the case of deviations.

#### Tolerances

d		Hub bore ISO	Shaft ISO
> mm	≤ mm		
10	40	H7	h6
40	200	H8	h8

#### Surfaces

Average surface roughness at the contact surfaces between the shaft and the hollow shaft  $R_z = 4 \dots 10 \mu\text{m}$ .

#### Materials

The following apply to the shaft and the hub:

- E-module  $\geq 170 \text{ kN/mm}^2$

#### Preload force

The preload force is achieved by the clamping screws provided by the customer. The preload force  $E_1$  or  $E_2$  stated in the table may be increased or decreased according to the technical notes on page 72.

### Installation

Please request our installation and operating instructions for Cone Clamping Elements RLK 300.

### Simultaneous transmission of torque and axial force

The transmissible torques  $M$  which are shown in the tables apply for axial forces  $F = 0 \text{ kN}$  and conversely, the indicated axial forces  $F$  apply to torques  $M = 0 \text{ Nm}$ . If torque and axial force are to be transmitted simultaneously, the transmissible torque and the transmissible axial force are reduced. Please refer to the technical points on pages 72 and 73.

### Example for ordering

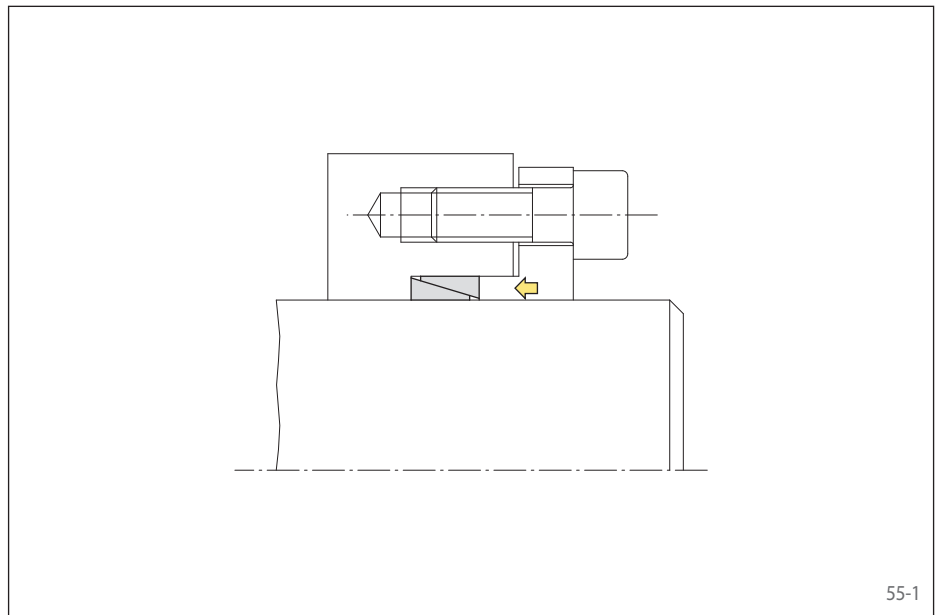
Cone Clamping Element RLK 300 for shaft diameter  $d = 50 \text{ mm}$ :

- RLK 300, size 50 x 57  
Article number 4203-050001-000000

## for individual clamping connections

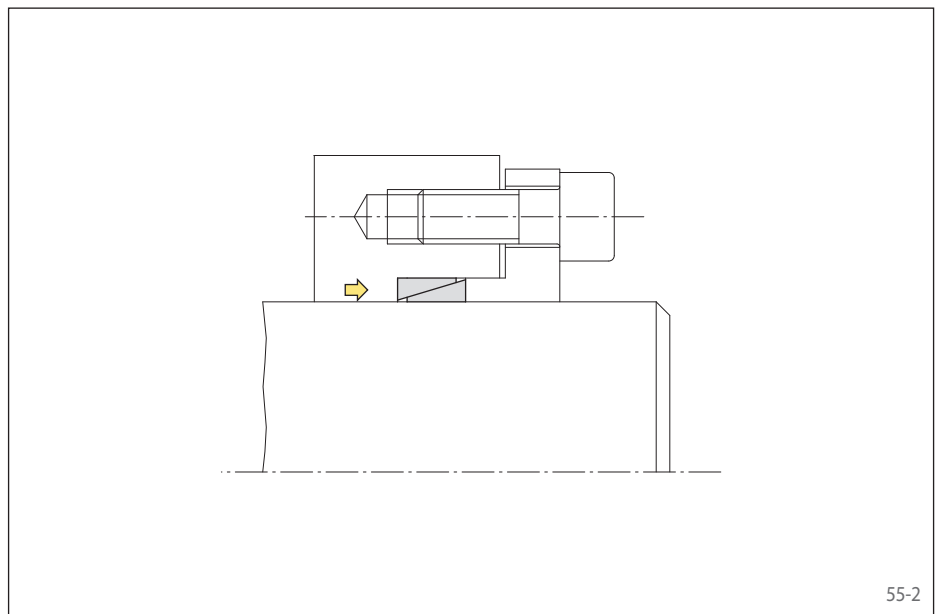
### Installation case 1

The adjusted axial position of the hub is not changed during clamping. The preload force  $E_1$  must be provided for.



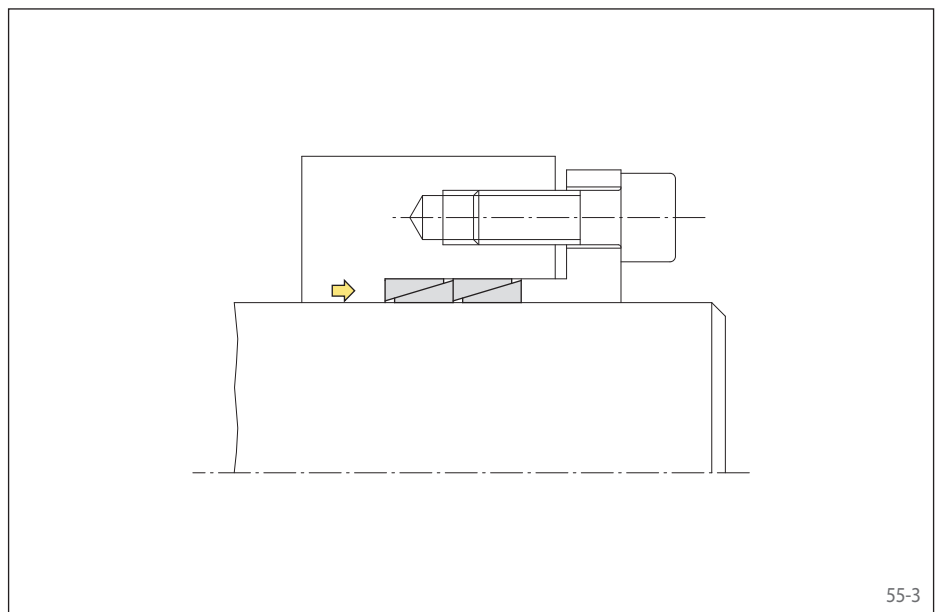
### Installation case 2

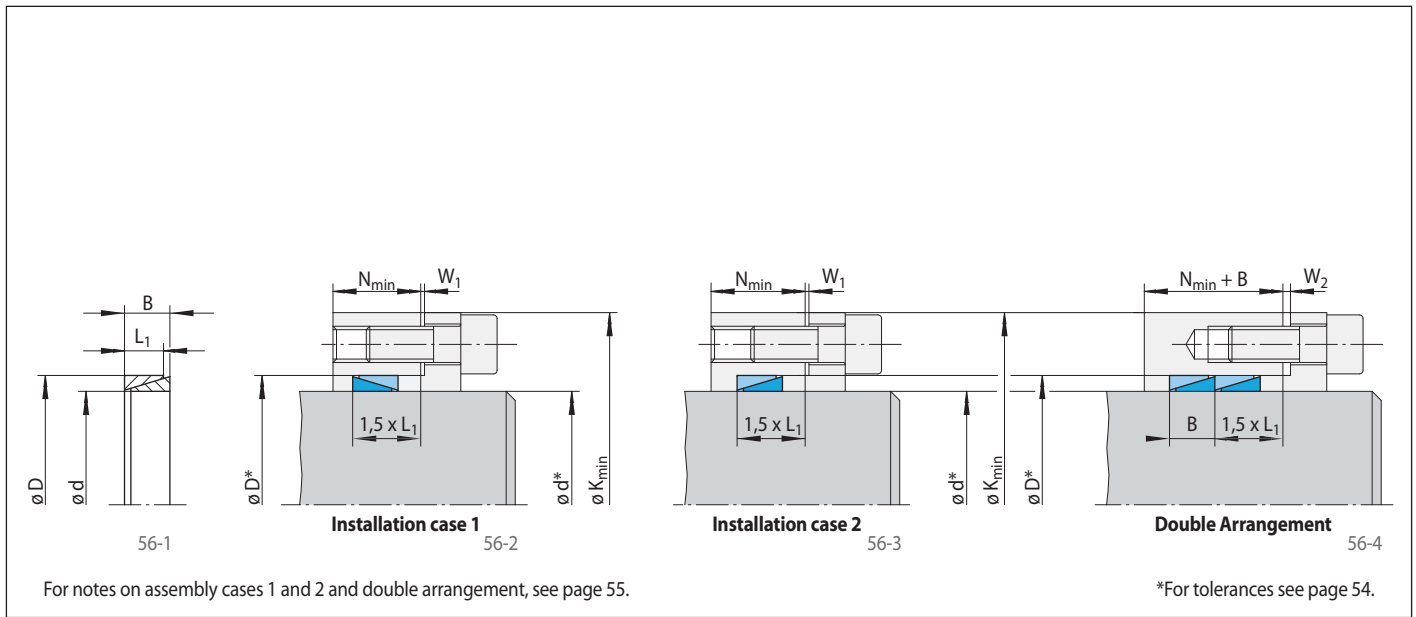
During clamping, the hub is displaced slightly to the right compared to the shaft. The preload force  $E_2$  must be provided for. The connection can easily be released when the Cone Clamping Element is assembled according to figure 55-2.



### Double Arrangement

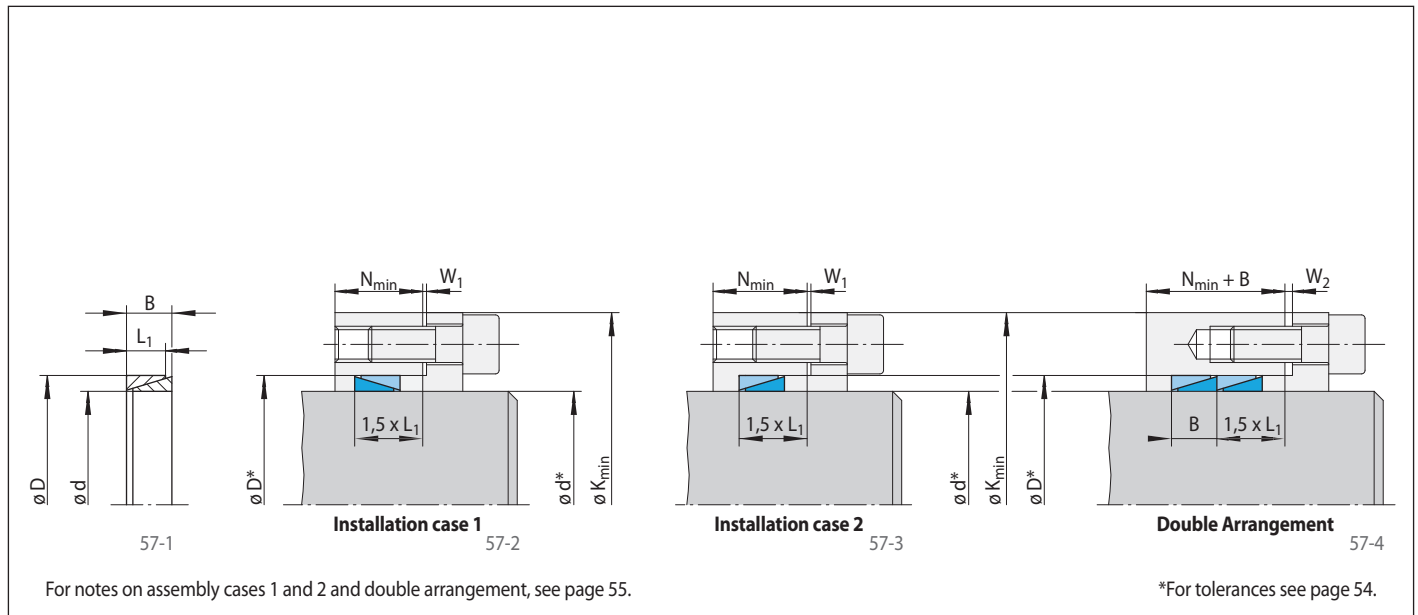
A double arrangement of two Cone Clamping Elements must be built according to installation case 2. The transmissible torque or axial force are not doubled compared to the values for M or F listed in the tables but are increased by 55%. The preload force  $E_1$  must be provided for. The hub stress  $\sigma_V$  must be verified (page 73).





Size		Dimensions										Technical Data				Preload force		Weight	Article number
d	D	B	L <sub>1</sub>	W <sub>1</sub>	W <sub>2</sub>	Yield strength R <sub>e</sub> of the hub material [N/mm <sup>2</sup> ]						Transmissible torque or axial force		Contact pressure at		E <sub>1</sub>	E <sub>2</sub>	kg	
mm	mm	mm	mm	mm	mm	200		320		500		M	F	Shaft	Hub	kN	kN		
						K <sub>min</sub>	N <sub>min</sub>	K <sub>min</sub>	N <sub>min</sub>	K <sub>min</sub>	N <sub>min</sub>	Nm	kN	N/mm <sup>2</sup>	N/mm <sup>2</sup>				
10	13	4,5	3,7	3	3	19	7,4	17	7,0	16	6,5	7,3	1,4	120	92	10,1	8,4	0,002	4203-010001-000000
12	15	4,5	3,7	3	3	22	7,4	19	7,0	18	6,5	10,5	1,7	120	96	11,6	9,5	0,002	4203-012001-000000
13	16	4,5	3,7	3	3	23	7,4	21	7,0	19	6,5	12,3	1,8	120	98	12,4	10,1	0,002	4203-013001-000000
14	18	6,3	5,3	3	4	26	10,6	23	10,1	22	9,3	20,4	2,9	120	93	20,0	16,5	0,005	4203-014001-000000
15	19	6,3	5,3	3	4	28	10,6	25	10,1	23	9,3	23,5	3,1	120	95	21,1	17,4	0,005	4203-015001-000000
16	20	6,3	5,3	3	4	29	10,6	26	10,1	24	9,3	26,0	3,3	120	96	22,2	18,2	0,005	4203-016001-000000
17	21	6,3	5,3	3	4	31	10,6	27	10,1	25	9,3	30,0	3,5	120	97	23,3	19,1	0,006	4203-017001-000000
18	22	6,3	5,3	3	4	32	10,6	28	10,1	26	9,3	33,0	3,7	120	98	24,4	19,9	0,006	4203-018001-000000
19	24	6,3	5,3	3	4	34	10,6	31	10,1	29	9,3	37,7	3,9	120	95	26,7	21,9	0,007	4203-019001-000000
20	25	6,3	5,3	3	4	36	10,6	32	10,1	30	9,3	41,7	4,1	120	96	27,7	22,8	0,008	4203-020001-000000
22	26	6,3	5,3	3	4	38	10,6	33	10,1	31	9,3	50,0	4,5	120	102	28,8	23,4	0,008	4203-022001-000000
24	28	6,3	5,3	3	4	40	10,6	36	10,1	33	9,3	60,1	5,0	120	103	31,0	25,1	0,008	4203-024001-000000
25	30	6,3	5,3	3	4	43	10,6	38	10,1	35	9,3	65,2	5,2	120	100	33,2	27,1	0,009	4203-025001-000000
28	32	6,3	5,3	3	4	46	10,6	41	10,1	38	9,3	81,8	5,8	120	105	35,4	28,6	0,010	4203-028001-000000
30	35	6,3	5,3	3	4	49	10,6	44	10,1	41	9,3	93,9	6,2	120	103	38,7	31,4	0,010	4203-030001-000000
32	36	6,3	5,3	3	4	51	10,6	45	10,1	42	9,3	107	6,6	120	107	39,8	32,0	0,012	4203-032001-000000
35	40	7	6,0	3	4	56	12,0	50	11,4	47	10,5	145	8,2	120	105	50,0	40,4	0,017	4203-035001-000000
36	42	7	6,0	4	5	58	12,0	52	11,4	49	10,5	153	8,5	120	103	52,6	42,7	0,020	4203-036001-000000
38	44	7	6,0	4	5	61	12,0	55	11,4	51	10,5	171	8,9	120	104	55,1	44,6	0,020	4203-038001-000000
40	45	8	6,6	4	5	64	13,2	57	12,5	53	11,6	208	10,3	120	107	61,9	49,9	0,020	4203-040001-000000
42	48	8	6,6	4	5	67	13,2	60	12,5	56	11,6	229	10,9	120	105	66,1	53,4	0,028	4203-042001-000000
45	52	10	8,6	4	5	73	17,2	65	16,3	61	15,1	343	15,2	120	104	93,3	75,5	0,042	4203-045001-000000
48	55	10	8,6	4	5	77	17,2	69	16,3	65	15,1	390	16,2	120	105	98,6	79,7	0,045	4203-048001-000000
50	57	10	8,6	4	5	80	17,2	71	16,3	67	15,1	423	16,9	120	105	102	82,6	0,047	4203-050001-000000
55	62	10	8,6	4	5	86	17,2	77	16,3	72	15,1	512	18,6	120	106	111	89,6	0,050	4203-055001-000000
60	68	12	10,4	4	5	95	20,8	85	19,8	80	18,2	737	24,5	120	106	148	119	0,072	4203-060001-000000
65	73	12	10,4	4	5	102	20,8	91	19,8	85	18,2	865	26,6	120	107	158	128	0,079	4203-065001-000000
70	79	14	12,2	4	5	111	24,4	99	23,2	93	21,4	1176	33,6	120	106	201	162	0,111	4203-070001-000000
75	84	14	12,2	4	5	117	24,4	105	23,2	98	21,4	1351	36,0	120	107	214	172	0,120	4203-075001-000000
80	91	17	15,0	5	6	128	30,0	114	28,5	107	26,3	1889	47,2	120	105	285	230	0,190	4203-080001-000000
85	96	17	15,0	5	6	134	30,0	120	28,5	112	26,3	2133	50,1	120	106	300	242	0,200	4203-085001-000000
90	101	17	15,0	5	6	141	30,0	126	28,5	118	26,3	2391	53,1	120	107	316	254	0,220	4203-090001-000000
95	106	17	15,0	5	6	147	30,0	132	28,5	124	26,3	2664	56,0	120	108	332	267	0,230	4203-095001-000000
100	114	21	18,7	5	6	159	37,4	142	35,5	133	32,7	3680	73,6	120	105	445	359	0,380	4203-100001-000000

for individual clamping connections



Size		Dimensions											Technical Data				Article number		
d mm	D mm	B mm	L <sub>1</sub> mm	W <sub>1</sub> mm	W <sub>2</sub> mm	Yield strength R <sub>e</sub> of the hub material [N/mm <sup>2</sup> ]						Transmissible torque or axial force		Contact pressure at		Preload force		Weight	
						200		320		500		M Nm	F kN	Shaft P <sub>W</sub> N/mm <sup>2</sup>	Hub P <sub>N</sub> N/mm <sup>2</sup>	E <sub>1</sub> kN	E <sub>2</sub> kN	kg	
110	124	21	18,7	5	6	172	37,4	154	35,5	145	32,7	4453	80,9	120	106	483	389	0,410	4203-110001-000000
120	134	21	18,7	5	6	185	37,4	166	35,5	156	32,7	5299	88,3	120	107	516	415	0,452	4203-120001-000000
130	148	28	25,3	6	7	205	50,6	184	48,1	173	44,3	8414	129	120	105	762	616	0,847	4203-130001-000000
140	158	28	25,3	6	7	218	50,6	196	48,1	184	44,3	9758	139	120	106	808	652	0,910	4203-140001-000000
150	168	28	25,3	6	7	231	50,6	207	48,1	195	44,3	11202	149	120	107	855	689	0,967	4203-150001-000000
160	178	28	25,3	6	7	243	50,6	219	48,1	206	44,3	12746	159	120	108	902	726	1,020	4203-160001-000000
170	191	33	30,0	7	8	262	60,0	236	57,0	222	52,5	17062	200	120	107	1138	917	1,500	4203-170001-000000
180	201	33	30,0	7	8	274	60,0	247	57,0	233	52,5	19128	212	120	107	1195	962	1,580	4203-180001-000000
190	211	33	30,0	7	9	287	60,0	259	57,0	244	52,5	21312	224	120	108	1252	1007	1,690	4203-190001-000000
200	224	38	34,8	7	9	305	69,6	276	66,1	260	60,9	27393	273	120	107	1530	1233	2,320	4203-200001-000000