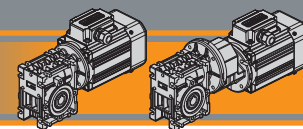




Motoriduttori a vite senza fine Wormgearmotors

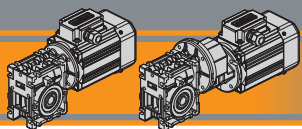




Indice	Index	Pag. Page
Caratteristiche tecniche	<i>Technical features</i>	G2
Designazione	<i>Classification</i>	G2
Sensi di rotazione	<i>Direction of rotation</i>	G4
Simbologia	<i>Symbols</i>	G4
Lubrificazione	<i>Lubrication</i>	G5
Carichi radiali	<i>Radial loads</i>	G6
Dati di dentatura	<i>Toothing data</i>	G7
Rendimento	<i>Efficiency</i>	G8
Dati tecnici	<i>Technical data</i>	G9
Motori applicabili	<i>IEC Motor adapters</i>	G21
Dimensioni	<i>Dimensions</i>	G24
Accessori	<i>Accessories</i>	G39
Opzioni	<i>Options</i>	G40

Questa sezione annulla e sostituisce ogni precedente edizione o revisione. Qualora questa sezione non Vi sia giunta in distribuzione controllata, l'aggiornamento dei dati ivi contenuto non è assicurato. **In tal caso la versione più aggiornata è disponibile sul nostro sito internet www.transtecno.com**

This section replaces any previous edition and revision. If you obtained this catalogue other than through controlled distribution channels, the most up to date content is not guaranteed. In this case the latest version is available on our web site www.transtecno.com



CM/CMP Motoriduttori a vite senza fine Wormgearmotors

Caratteristiche tecniche

Technical features

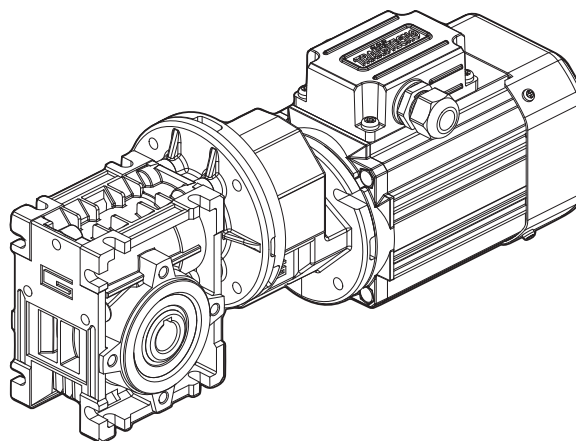
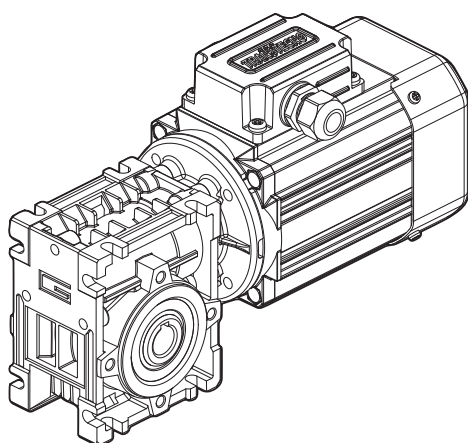
L'elevata modularità contraddistingue i motoriduttori a vite senza fine della serie CM e CMP: i diversi kit entrata ed uscita li rendono estremamente versatili.

The high degree of modularity is a design feature of CM and CMP wormgearmotors range thanks to a wide selection of input and output kits.

Le caratteristiche principali della serie CM e CMP sono:

Main features of CM and CMP range are:

- Carcasa in alluminio nelle grandezze 026, 030, 040, 050, 063, 070, 075, 090 e 110. La grandezza 130 è costruita con carcassa in ghisa;
- Le grandezze 090, 110 e 130 sono fornite con cuscinetti a rulli conici sulla vite;
- Le precoppie sono costruite con carcassa in alluminio;
- Die-cast aluminium housing on sizes 026, 030, 040, 050, 063, 070, 075, 090 and 110. Cast iron housing on size 130;
- Double taper roller bearing on sizes 090, 110 and 130;
- Die-cast aluminium housing on pre-stage units;



Designazione

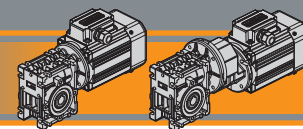
Classification

RIDUTTORI A VITE SENZA FINE / WORMGEARBOXES

RIDUTTORE / GEARBOX											
CM	050	U	10	71	B5	SZDX	BRSX	90	M1	VS	SC
Tipo Type	Grandezza Size	Versione riduttore Gearbox Version	Rapporto Ratio	IEC 	Forma costruttiva Version	Albero di uscita Output shaft	Braccio di reazione Torque arm	Angolo Angle	Pos. di montaggio Mounting position	Opzioni Options	Accessori Accessories
CM 	026 026 (D11) 026 (D14) 030 040 050 063 070 075 090 110 130	U F...	Vedere tabella See tables	56.. — 132..	B5 B14	SZDX SZSX DZ	BRDX BRSX *	0° 90° 180° 270°	M1 (B3) M2 (V6) M3 (B8) M4 (V5) M6 (B6) M5 (B7)	VS**	SC Safety cover WD Washdown cover
	Versione Riduttore Gearbox Version		Albero di uscita Output shaft		Braccio di reazione Torque arm		Angolo Angle				
	U	F...D	F...S	SZDX	SZSX	DZ	BRDX	BRSX	90°	270°	

* NOTA: il braccio di reazione viene fornito smontato.
NOTE: the torque arm will be supplied not assembled.

** NOTA: Vite sporgente costruita su richiesta
NOTE: Extended input shaft built on request



Designazione

Classification

RIDUTTORI A VITE SENZA FINE CON PRECOPPIA / PRE-STAGE WORMGEARBOXES

RIDUTTORE / GEARBOX													
CMP	063/050	U	90	63	B14	SZDX	BRSX	90	P4	M1	VS	SC	
Tipo Type	Grandezza Size	Versione Riduttore Gearbox Version	Rapporto Ratio	IEC 	Forma costruttiva Version	Albero di uscita Output shaft	Braccio di reazione Torque arm	Angolo Angle	Pos. di montaggio precoppia Pre stage mounting position	Pos. di montaggio Mounting position	Opzioni Options	Accessori Accessories	
	056/030 056/040 063/040 063/050 063/063 071/050 071/063 071/070 071/075 071/090 080/063 080/070 080/075 080/090 080/110 080/130 090/070 090/075 090/090 090/110 090/130	U F...	Vedere tabella See tables	56.. — 80..	B5 B14	SZDX SZSX DZ	BRDX BRSX	0° 90° 180° 270°	P1 P2 P3 (standard) P4	M1 (B3) M2 (V6) M3 (B8) M4 (V5) M6 (B6) M5 (B7)	VS**	SC Safety cover WD Washdown cover	

* NOTA: il braccio di reazione viene fornito smontato.
NOTE: the torque arm will be supplied not assembled.

** NOTA: Vite sporgente costruita su richiesta
NOTE: Extended input shaft built on request

MOTORE TRIFASE / THREE PHASE MOTOR

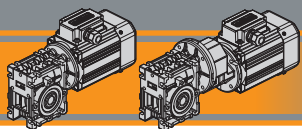
SMT	63	2	4	0.18 kW	IE2	B14	230-400 V	50 Hz	TEFC	BR	T1
Tipo Type	Grandezza Size	Indicativo potenza Power coefficient	Poli Poles	Potenza Power	Efficienza Efficiency level	Forma costruttiva Version	Tensione Voltage	Frequenza Frequency	Ventilazione Fan cooling	Opzioni Options	Pos. Morsettiera Terminal box pos.
		1-2-3-4-5	4	0.04 kW ... 2.2 kW	IE1-IE2-IE3 	B14	230-400 V 460V	50Hz 60Hz	TEFC TENV		T1 (Std)

MOTORE MONOFASE / SINGLE PHASE MOTOR

SMM	63	2	4	0.18 kW	B14	230 V	50 Hz	TEFC	UL-CSA	T1
Tipo Type	Grandezza Size	Indicativo potenza Power coefficient	Poli Poles	Potenza Power	Forma costruttiva Version	Tensione Voltage	Frequenza Frequency	Ventilazione Fan cooling	Opzioni Options	Pos. Morsettiera Terminal box pos.
		1-2-3-4	4	0.04 kW ... 0.75 kW	B14	230V	50Hz	TEFC TENV		T1 (Std)

MOTORE TRIFASE / THREE PHASE MOTOR

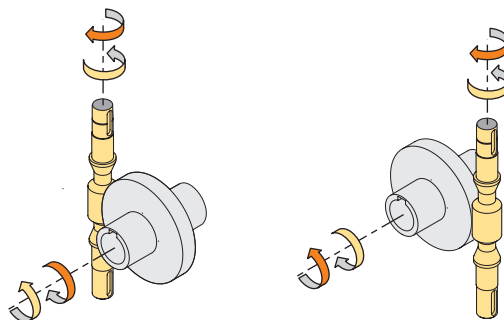

T	2A	63	2	4	0.18 kW	B5	PTO	230-400 V	50 Hz	T1
Tipo Type	Efficienza Efficiency level	Grandezza Size	Indicativo potenza Power coefficient	Poli Poles	Potenza Power	Forma costruttiva Version	Protezione termica Thermal protector	Tensione Voltage	Frequenza Frequency	Pos. Morsettiera Terminal box pos.
	S (IE1) 2A (IE2) 3A (IE3)		1-2-3-S L1-L2 M1-M2	2 4 6	0.09 kW ... 2.2 kW	B5 B14 B3	Null PTO	230-400 V 275-480 V 400-690 V	50Hz 60Hz 50Hz	T1 (Std)



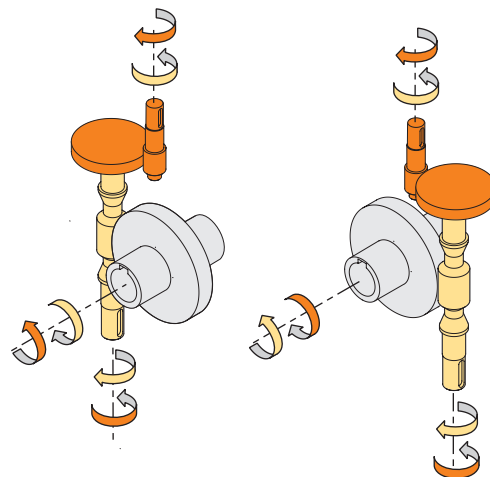

Sensi di rotazione

Direction of rotation

CM




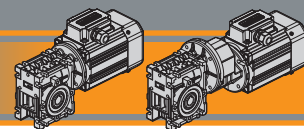
CMP



Simbologia

Symbols

n_1	[min ⁻¹]	Velocità in ingresso / <i>Input speed</i>	sf	Fattore di servizio / <i>Service factor</i>
n_2	[min ⁻¹]	Velocità in uscita / <i>Output speed</i>	Rd	% Rendimento dinamico / <i>Dynamic efficiency</i>
i		Rapporto di riduzione / <i>Ratio</i>	Rs	% Rendimento statico / <i>Static efficiency</i>
P_1	[kW]	Potenza in entrata / <i>Nominal input power</i>	R_2	[N] Carico radiale ammissibile in uscita / <i>Permitted output radial load</i>
M_2	[Nm]	Coppia in uscita in funzione di P_1 / <i>Output torque referred to P_1</i>	A_2	[N] Carico assiale ammissibile in uscita / <i>Permitted output axial load</i>
P_{n1}	[kW]	Potenza nominale in entrata / <i>Nominal input power</i>	Z	Numero di principi della vite / <i>Worm starts</i>
M_{n2}	[Nm]	Coppia nominale in uscita in funzione di P_{n1} / <i>Nominal output torque referred to P_{n1}</i>	β	Angolo d'elica / <i>Helix angle</i>
	[kg]	Peso del solo riduttore / <i>Weight of the gearbox only</i>		

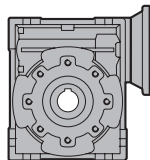


Lubrificazione

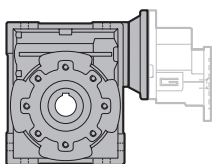
Lubrication

Tutti i motoriduttori sono forniti completi di lubrificante sintetico viscosità 320, pertanto possono essere installati in qualunque posizione di montaggio e non necessitano di manutenzione.

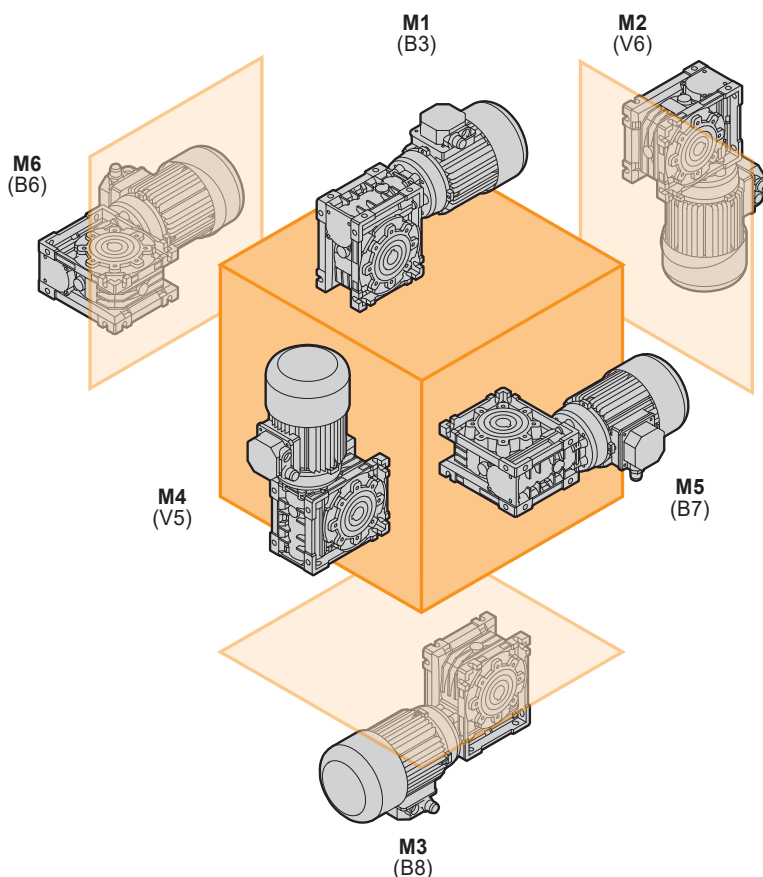
Permanent synthetic oil long-life lubrication (viscosity grade 320) makes it possible to use the gearmotors in all mounting positions; for this reason they can be installed in any assembly position and do not require maintenance.



CM	Quantità di olio (litri) / Oil quantity (litres)					
	M1 (B3)	M3 (B8)	M6 (B6)	M5 (B7)	M4 (V5)	M2 (V6)
130	4.5	3.3	3.5	3.5	4.5	3.3

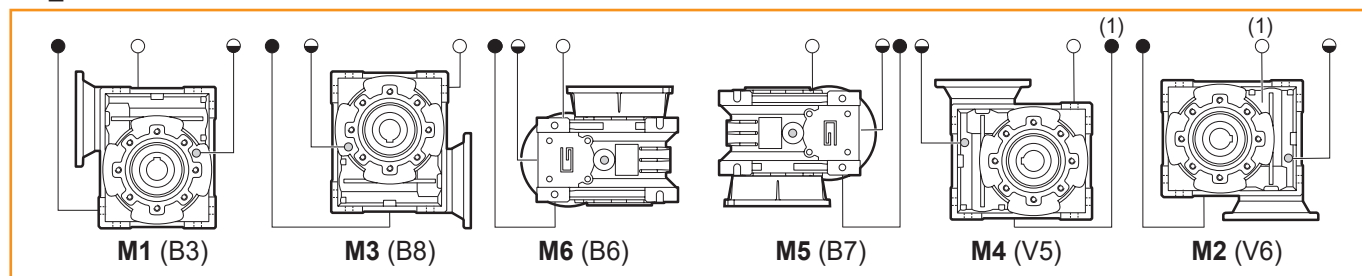


CMP	Quantità di olio (litri) / Oil quantity (litres)					
	M1 (B3)	M3 (B8)	M6 (B6)	M5 (B7)	M4 (V5)	M2 (V6)
080/130 - 090/130	4.5	3.3	3.5	3.5	4.5	3.3



CM/CMP

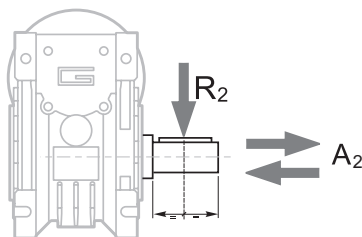
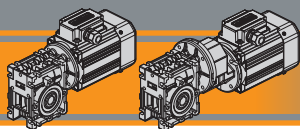
CM_CMP 130



(standard)

(1): Tappo in posizione posteriore / Plug in backside position

- Sfiato e tappo di riempimento / Breather and filling plug
- ◐ Livello olio / Oil level plug
- Tappo di scarico / Oil drain plug

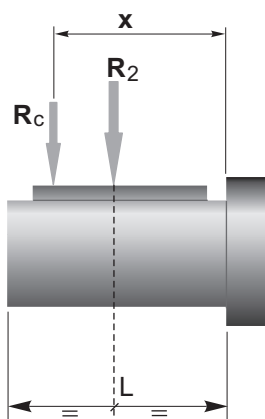


$$A_2 = R_2 \times 0.2$$

n_2 [min ⁻¹]	R_2 [N]									
	CM026	CM030	CM040	CM050	CM063	CM070	CM075	CM090	CM110	CM130
187	400	674	1264	1770	2445	2613	2824	3161	5058	5732
140	490	743	1392	1949	2692	2878	3110	3481	5570	6313
93	580	851	1596	2234	3085	3298	3564	3990	6384	7235
70	610	936	1754	2456	3392	3626	3918	4386	7018	7953
56	610	1008	1890	2646	3654	3906	4221	4725	7560	8567
47	610	1069	2004	2805	3874	4141	4475	5009	8014	9083
35	610	1179	2210	3095	4273	4568	4937	5526	8842	10021
28	610	1270	2381	3334	4603	4921	5318	5953	9524	10794
23	610	1356	2542	3559	4915	5254	5678	6356	10170	11526
18	610	1471	2759	3862	5334	5702	6162	6897	11036	12507
14	610	1600	3000	4200	5800	6200	6700	7500	12000	13600
	CMP... /030	CMP... /040	CMP... /050	CMP... /063	CMP... /070	CMP... /075	CMP... /090	CMP... /110	CMP... /130	

Quando il carico radiale risultante non è applicato sulla mezza-
ria dell'albero occorre calcolare quello effettivo con la seguente
formula:

When the resulting radial load is not applied on the centre line
of the shaft it is necessary to calculate the effective load with the
following formula:



	CM	CM / CMP								
	026	030	040	050	063	070	075	090	110	130
a	56	65	84	101	120	122	131	182	176	188
b	43	50	64	76	95	92	101	122	136	148
R_{2MAX}	610	1600	3000	4200	5800	6200	6700	7500	12000	13600

$$R_c = \frac{R_2 \cdot a}{(b+x)} \leq R_{2MAX}$$

$$R \leq R_c$$

a, b = valori riportati nella tabella
a, b = values given in the table

Nota:

I carichi radiali fanno riferimento agli alberi di uscita a pag. G37.

Note:

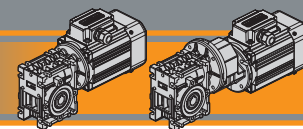
Radial loads refer to output shafts at pag. G37.

Nota:

In caso di carico radiale applicato su entrambi i lati dell'albero di
uscita doppio è necessario dimezzare il valore massimo da tabel-
la che sarà riferito ad ogni lato

Note:

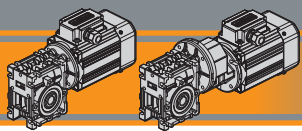
For radial loads applied in both sides of double output shaft it is
necessary to halve the values of the tables for each side of the
shaft.



Dati di dentatura

Toothing data

	Dati della coppia vite-corona Worm wheel data	Rapporto / Ratio											
		5	7.5	10	15	20	25	30	40	50	60	80	100
CM026	Z	6	4	3	2	2		1	1	1	1		
	β	34° 35'	24° 41'	19° 1'	12° 57'	10° 30'		6° 33'	5° 17'	4° 26'	3° 49'		
CM030	Z	6	4	3	2	2	2	1	1	1	1	1	1
	β	27° 4'	24° 28'	18° 50'	12° 49'	10° 23'	8° 43'	6° 29'	5° 14'	4° 23'	3° 46'	2° 57'	2° 25'
CM040	Z	6	4	3	2	2	2	1	1	1	1	1	1
	β	34° 19'	24° 28'	18° 50'	12° 49'	10° 23'	8° 43'	6° 29'	5° 14'	4° 23'	3° 46'	2° 57'	2° 25'
CM050	Z	6	4	3	2	2	2	1	1	1	1	1	1
	β	33° 37'	23° 54'	18° 23'	12° 29'	10° 6'	8° 28'	6° 19'	5° 5'	4° 15'	3° 39'	2° 51'	2° 20'
CM063	Z	6	4	3	2	2	2	1	1	1	1	1	1
	β	34° 23'	24° 31'	18° 53'	12° 50'	10° 24'	8° 44'	6° 30'	5° 14'	4° 23'	3° 47'	2° 57'	2° 25'
CM070	Z		4	3	2	2	2	1	1	1	1	1	1
	β		26° 12'	20° 15'	13° 49'	11° 15'	9° 29'	7° 0'	5° 41'	4° 46'	4° 7'	3° 13'	2° 39'
CM075	Z		4	3	2	2	2	1	1	1	1	1	1
	β		26° 17'	20° 20'	13° 52'	11° 18'	9° 32'	7° 2'	5° 42'	4° 48'	4° 8'	3° 14'	2° 40'
CM090	Z		4	3	2	2	2	1	1	1	1	1	1
	β		29° 11'	22° 43'	15° 36'	12° 50'	10° 53'	7° 56'	6° 30'	5° 29'	4° 45'	3° 45'	3° 6'
CM110	Z		4	3	2	2	2	1	1	1	1	1	1
	β		28° 14'	21° 56'	15° 1'	14° 41'	12° 34'	7° 38'	7° 28'	6° 21'	5° 32'	4° 24'	3° 39'
CM130	Z		4	3	2	2	2	1	1	1	1	1	1
	β		28° 43'	22° 20'	15° 19'	13° 47'	11° 54'	7° 48'	7° 00'	6° 01'	5° 16'	4° 08'	3° 27'



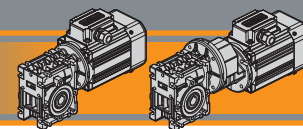
Rendimento

Efficiency

	n ₁ [min ⁻¹]	Rendimento Efficiency	Rapporto / Ratio											
			5	7.5	10	15	20	25	30	40	50	60	80	100
CM026	2800	Rd	89	87	85	83	80		73	68	64	60		
	1400		87	84	83	78	74		66	61	57	53		
	900		84	83	80	75	71		61	57	52	48		
		Rs	72	71	68	61	56	46	41	36	34			
CM030	2800	Rd	89	88	86	84	81	78	74	70	65	62	57	52
	1400		86	85	84	79	75	72	67	62	58	55	48	43
	900		84	83	81	75	71	68	62	58	53	49	43	39
		Rs	72	67	63	55	50	43	39	35	31	27	23	21
CM040	2800	Rd	90	89	87	84	83	80	77	73	69	66	60	56
	1400		88	86	84	81	78	74	70	65	60	58	52	46
	900		86	84	82	77	74	70	66	60	57	53	46	41
		Rs	74	71	67	60	55	51	45	40	36	32	28	24
CM050	2800	Rd	91	90	88	86	84	82	78	74	71	68	62	58
	1400		89	87	85	82	79	76	72	67	63	60	54	49
	900		87	85	84	79	75	72	68	62	59	55	48	43
		Rs	73	70	66	59	55	51	44	39	35	32	27	23
CM063	2800	Rd	91	90	88	86	84	83	79	76	73	70	65	60
	1400		90	88	86	84	81	78	75	70	66	63	57	52
	900		89	86	84	81	78	75	70	65	61	58	52	47
		Rs	73	71	67	60	55	51	45	40	36	33	28	24
CM070	2800	Rd		90	89	87	85	84	80	77	74	72	67	62
	1400			89	87	84	82	80	76	72	68	65	60	53
	900			87	85	82	79	77	72	67	63	60	54	49
		Rs		72	69	62	60	55	48	43	38	36	31	26
CM075	2800	Rd		90	89	87	85	84	81	78	75	72	68	63
	1400			89	87	84	83	80	77	73	69	66	60	56
	900			87	85	83	80	77	73	68	64	61	55	50
		Rs		73	69	62	59	55	48	43	39	36	31	27
CM090	2800	Rd		91	90	88	86	85	83	80	78	75	71	67
	1400			90	88	86	84	83	79	76	72	69	64	60
	900			88	87	84	82	80	76	72	68	65	60	55
		Rs		74	71	65	61	59	51	46	42	39	34	30
CM110	2800	Rd		90	89	88	87	86	82	81	79	77	73	70
	1400			89	88	86	85	84	80	79	76	73	68	64
	900			88	87	84	83	82	78	75	71	68	63	59
		Rs		74	71	64	64	60	50	49	46	42	37	33
CM130	2800	Rd		90	89	88	87	86	82	80	79	77	72	70
	1400			89	88	86	84	83	79	76	75	73	69	64
	900			88	87	84	82	81	77	74	73	70	64	59
		Rs		74	71	64	64	60	50	49	46	42	37	33




Rendimento teorico del riduttore dopo il rodaggio
Theoretical efficiency of the gearbox after the first running period




Dati tecnici

n_1 1400 min⁻¹

Technical data

	n_2 [min ⁻¹]	Mn_2 [Nm]	Pn_1 [kW]	i
---	-------------------------------	----------------	----------------	-----

	n_2 [min ⁻¹]	Mn_2 [Nm]	Pn_1 [kW]	i
---	-------------------------------	----------------	----------------	-----

CMIS026

280	13	0.44	5
187	14	0.33	7,5
140	14	0.25	10
93	14	0.18	15
70	14	0.14	20
47	15	0.11	30
35	14	0.08	40
28	13	0.07	50
23	12	0.06	60

CMIS070

187	200	4.4	7.5
140	218	3.7	10
93	221	2.6	15
70	202	1.8	20
56	180	1.3	25
47	241	1.6	30
35	210	1.1	40
28	190	0.82	50
23	181	0.68	60
18	159	0.49	80
14	154	0.43	100

CMIS030

280	18	0.61	5
187	20	0.46	7.5
140	21	0.37	10
93	21	0.26	15
70	19	0.19	20
56	20	0.16	25
47	22	0.16	30
35	20	0.12	40
28	19	0.10	50
23	17	0.08	60
18	15	0.06	80
14	14	0.05	100

CMIS075

187	238	5.2	7.5
140	257	4.3	10
93	266	3.1	15
70	242	2.1	20
56	225	1.7	25
47	289	1.8	30
35	251	1.3	40
28	227	0.96	50
23	218	0.82	60
18	193	0.59	80
14	183	0.49	100

CMIS040

280	41	1.37	5
187	44	1.00	7.5
140	45	0.79	10
93	45	0.54	15
70	40	0.38	20
56	38	0.30	25
47	48	0.34	30
35	42	0.24	40
28	39	0.19	50
23	36	0.15	60
18	33	0.12	80
14	31	0.10	100

CMIS090

187	342	7.4	7.5
140	380	6.2	10
93	433	4.9	15
70	414	3.6	20
56	369	2.6	25
47	493	3.0	30
35	434	2.1	40
28	385	1.5	50
23	352	1.2	60
18	324	0.92	80
14	299	0.72	100

CMIS050

280	75	2.5	5
187	79	1.8	7.5
140	82	1.4	10
93	82	0.98	15
70	72	0.67	20
56	70	0.54	25
47	88	0.60	30
35	76	0.42	40
28	72	0.34	50
23	69	0.28	60
18	60	0.20	80
14	56	0.17	100

CMIS110

187	605	13	7.5
140	669	11.0	10
93	730	8.2	15
70	740	6.0	20
56	670	4.7	25
47	815	4.9	30
35	768	3.6	40
28	699	2.7	50
23	626	2.1	60
18	562	1.5	80
14	523	1.2	100

CMIS063

280	134	4.4	5
187	144	3.2	7.5
140	148	2.5	10
93	154	1.8	15
70	136	1.23	20
56	135	1.0	25
47	166	1.1	30
35	142	0.74	40
28	136	0.60	50
23	126	0.49	60
18	118	0.38	80
14	116	0.33	100

CMIS130

187	750	16.5	7.5
140	820	13.7	10
93	910	10.3	15
70	910	7.9	20
56	920	6.5	25
47	1050	6.5	30
35	1050	5.1	40
28	970	3.8	50
23	890	3.0	60
18	830	2.2	80
14	735	1.7	100

Nota:

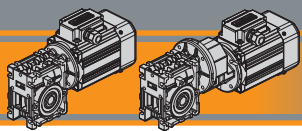
Pn_1 è la potenza meccanica.

La potenza applicabile è ridotta del fattore termico.

Per maggiori dettagli consultare il nostro Servizio Tecnico.

Note:

Pn_1 is an input mechanical power which must be reduced by the heating factor in order to get the relevant one. For more details please contact our Technical Service.



CM/CMP Motoriduttori a vite senza fine Wormgearmotors

Dati tecnici

Technical data

P ₁ [kW]	n ₂ [min ⁻¹]	M ₂ [Nm]	sf	i				P ₁ [kW]	n ₂ [min ⁻¹]	M ₂ [Nm]	sf	i			
---------------------	-------------------------------------	---------------------	----	---	--	--	--	---------------------	-------------------------------------	---------------------	----	---	--	--	--

0.04 - IEC 56

SMT5014	280	1	11.0	5	CM026		B14
SMM5014	187	2	8.1	7.5	CM026		B14
(1400 min ⁻¹)	140	2	6.2	10	CM026		B14
	93	3	4.4	15	CM026		B14
	70	4	3.5	20	CM026		B14
	47	5	2.8	30	CM026		B14
	35	7	2.1	40	CM026		B14
	28	8	1.7	50	CM026		B14
	23	9	1.4	60	CM026		B14
	280	1	15.3	5	CM030		B14
	187	2	11.5	7.5	CM030		B14
	140	2	9.2	10	CM030		B14
	93	3	6.5	15	CM030		B14
	70	4	4.6	20	CM030		B14
	56	5	4.1	25	CM030		B14
	47	5	4.0	30	CM030		B14
	35	7	3.0	40	CM030		B14
	28	8	2.4	50	CM030		B14
	23	9	1.9	60	CM030		B14
	23	11	2.4	60		CMP056/030	B14
	19	13	2.1	75		CMP056/030	B14
	18	10	1.4	80	CM030		B14
	16	14	2.3	90		CMP056/030	B14
	14	12	1.2	100	CM030		B14
	12	17	1.7	120		CMP056/030	B14
	9.3	20	1.4	150		CMP056/030	B14
	28	8	4.8	50	CM040		B14
	23	9	3.8	60	CM040		B14
	23	11	5.2	60		CMP056/040	B14
	19	13	3.9	75		CMP056/040	B14
	18	11	2.9	80	CM040		B14
	16	15	4.7	90		CMP056/040	B14
	14	13	2.5	100	CM040		B14
	12	19	3.3	120		CMP056/040	B14
	9.3	21	2.7	150		CMP056/040	B14
	7.8	24	2.3	180		CMP056/040	B14
	5.8	28	1.7	240		CMP056/040	B14
	4.7	30	1.4	300		CMP056/040	B14

0.06 - IEC 56

SMT5024	280	2	10.2	5	CM030		B14
SMM5024	187	3	7.7	7.5	CM030		B14
(1400 min ⁻¹)	140	3	6.1	10	CM030		B14
	93	5	4.3	15	CM030		B14
	70	6	3.1	20	CM030		B14
	56	7	2.7	25	CM030		B14
	47	8	2.7	30	CM030		B14
	35	10	2.0	40	CM030		B14
	28	12	1.6	50	CM030		B14
	23	14	1.3	60	CM030		B14
	23	16	1.6	60		CMP056/030	B14
	19	19	1.4	75		CMP056/030	B14
	18	16	1.0	80	CM030		B14
	16	21	1.5	90		CMP056/030	B14
	14	18	0.8	100	CM030		B14
	12	26	1.1	120		CMP056/030	B14
	9.3	29	0.9	150		CMP056/030	B14
	28	12	3.2	50	CM040		B14
	23	14	2.5	60	CM040		B14
	23	17	3.4	60		CMP056/040	B14
	19	20	2.6	75		CMP056/040	B14
	18	17	1.9	80	CM040		B14
	16	23	3.1	90		CMP056/040	B14
	14	19	1.6	100	CM040		B14
	12	28	2.2	120		CMP056/040	B14
	9.3	32	1.8	150		CMP056/040	B14
	7.8	35	1.5	180		CMP056/040	B14
	5.8	41	1.1	240		CMP056/040	B14
	4.7	46	0.9	300		CMP056/040	B14

0.06 - IEC 56

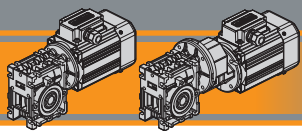
SMT5024	280	2	7.3	5	CM026		B14
SMM5024	187	3	5.4	7.5	CM026		B14
(1400 min ⁻¹)	140	3	4.1	10	CM026		B14
	93	5	2.9	15	CM026		B14
	70	6	2.3	20	CM026		B14
	47	8	1.9	30	CM026		B14
	35	10	1.4	40	CM026		B14
	28	12	1.1	50	CM026		B14
	23	13	0.9	60	CM026		B14

0.09 - IEC 56

SMT5034	280	3	4.9	5	CM026		B14
SMM5034	187	4	3.6	7.5	CM026		B14
SMT5624	140	5	2.7	10	CM026		B14
SMM5624	93	7	1.9	15	CM026		B14
(1400 min ⁻¹)	70	9	1.5	20	CM026		B14
	47	12	1.2	30	CM026		B14
	35	15	0.9	40	CM026		B14
TS5624-B14	280	3	6.8	5	CM030		B5/B14
TS5624-B5	187	4	5.1	7.5	CM030		B5/B14
(1400 min ⁻¹)	140	5	4.1	10	CM030		B5/B14
	93	7	2.9	15	CM030		B5/B14
	70	9	2.1	20	CM030		B5/B14
	56	11	1.8	25	CM030		B5/B14
	47	12	1.8	30	CM030		B5/B14
	35	15	1.3	40	CM030		B5/B14
	28	18	1.1	50	CM030		B5/B14
	23	20	0.8	60	CM030		B5/B14









Motori Motors	SMT		SMM		TS
	5014 5024 5034	5624	5014 5024 5034	5624	5624
IEC	56 B14	56 B14	56 B14	56 B14	56 B5/B14




CM/CMP Motoriduttori a vite senza fine Wormgearmotors

Dati tecnici


Technical data

P_1 [kW]	n_2 [min ⁻¹]	M_2 [Nm]	sf	i				P_1 [kW]	n_2 [min ⁻¹]	M_2 [Nm]	sf	i			
---------------	-------------------------------	---------------	----	---	---	---	---	---------------	-------------------------------	---------------	----	---	---	---	---


0.18 - IEC 56

SMT5644	280	5.3	2.4	5	CM026		B14
SMM5644	187	7.7	1.8	7.5	CM026		B14
(1400 min ⁻¹)	140	10	1.4	10	CM026		B14
	93	14	1.0	15	CM026		B14
	70	18	0.8	20	CM026		B14
	280	5	3.4	5	CM030		B14
	187	8	2.6	7.5	CM030		B14
	140	10	2.0	10	CM030		B14
	93	15	1.4	15	CM030		B14
	70	18	1.0	20	CM030		B14
	56	22	0.9	25	CM030		B14
	47	25	0.9	30	CM030		B14
	280	5	7.6	5	CM040		B14
	187	8	5.6	7.5	CM040		B14
	140	10	4.4	10	CM040		B14
	93	15	3.0	15	CM040		B14
	70	19	2.1	20	CM040		B14
	56	23	1.7	25	CM040		B14
	47	26	1.9	30	CM040		B14
	35	32	1.3	40	CM040		B14
	28	37	1.1	50	CM040		B14
	23	43	0.8	60	CM040		B14
	23	51	1.1	60		CMP056/040	B14
	19	60	0.9	75		CMP056/040	B14
	16	68	1.0	90		CMP056/040	B14


0.18 - IEC 63

SMT6324	35	33	2.3	40	CM050		B5/B14
SMT6324IE2	28	39	1.9	50	CM050		B5/B14
SMM6324	23	44	1.6	60	CM050		B5/B14
(1400 min ⁻¹)	23	51	2.0	60		CMP063/050	B14
	19	60	1.5	75		CMP063/050	B14
	18	53	1.1	80	CM050		B5/B14
	16	70	1.8	90		CMP063/050	B14
	14	60	0.9	100	CM050		B5/B14
TS6324-B14	16	60	0.9	100		CMP063/050	B14
TS6324-B5	12	85	1.3	120		CMP063/050	B14
T2A6324-B14	9.3	99	1.0	150		CMP063/050	B14
T2A6324-B5	7.8	110	0.9	180		CMP063/050	B14
(1400 min ⁻¹)	23	46	2.7	60	CM063		B5
	23	53	3.6	60		CMP063/063	B14
	19	63	2.7	75	CM063		B14
	18	56	2.1	80		CMP063/063	B5
	16	69	3.4	90	CM063		B14
	14	64	1.8	100		CMP063/063	B5
	12	87	2.4	120	CM063		B14
	9.3	103	1.9	150		CMP063/063	B14
	7.8	115	1.6	180		CMP063/063	B14
	5.8	136	1.1	240		CMP063/063	B14
	4.7	152	0.9	300		CMP063/063	B14

0.18 - IEC 63

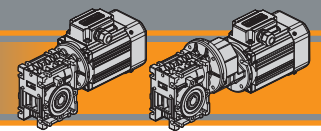
SMT6324	280	5	3.4	5	CM030		B5/B14
SMT6324IE2	187	8	2.6	7.5	CM030		B5/B14
SMM6324	140	10	2.0	10	CM030		B5/B14
(1400 min ⁻¹)	93	15	1.4	15	CM030		B5/B14
	70	18	1.0	20	CM030		B5/B14
	56	22	0.9	25	CM030		B5/B14
	47	25	0.9	30	CM030		B5/B14
TS6324-B14							
TS6324-B5	280	5	7.6	5	CM040		B5/B14
T2A6324-B14	187	8	5.6	7.5	CM040		B5/B14
T2A6324-B5	140	10	4.4	10	CM040		B5/B14
(1400 min ⁻¹)	93	15	3.0	15	CM040		B5/B14
	70	19	2.1	20	CM040		B5/B14
	56	23	1.7	25	CM040		B5/B14
	47	26	1.9	30	CM040		B5/B14
	35	32	1.3	40	CM040		B5/B14
	28	37	1.1	50	CM040		B5/B14
	23	43	0.8	60	CM040		B5/B14
	23	51	1.1	60		CMP063/040	B14
	19	60	0.9	75		CMP063/040	B14
	16	68	1.0	90		CMP063/040	B14

0.25 - IEC 56

SMT5654	280	7	1.8	5	CM026		B14
(1400 min ⁻¹)	187	11	1.3	8	CM026		B14
	140	14	1.0	10	CM026		B14
	280	7.3	2.5	5	CM030		B14
	187	11	1.8	7.5	CM030		B14
	140	14	1.5	10	CM030		B14
	93	20	1.0	15	CM030		B14
	280	8	5.5	5	CM040		B14
	187	11	4.0	7.5	CM040		B14
	140	14	3.1	10	CM040		B14
	93	21	2.2	15	CM040		B14
	70	27	1.5	20	CM040		B14
	56	32	1.2	25	CM040		B14
	47	36	1.3	30	CM040		B14
	35	44	0.9	40	CM040		B14
	28	51	0.8	50	CM040		B14










Motori Motors	SMT		SMM		TS	T2A
	5644 5654	6324 6324IE2	5644	6324	6324	6324
IEC	56 B14	63 B14	56 B14	63 B14	63 B5/B14	63 B5/B14



Dati tecnici

Technical data

P_1 [kW]	n_2 [min ⁻¹]	M_2 [Nm]	sf	i				P_1 [kW]	n_2 [min ⁻¹]	M_2 [Nm]	sf	i			
0.25 - IEC 63								0.25 - IEC 71							
SMT6334	280	7.3	2.5	5	CM030		B5/B14	TS7114	70	27	2.7	20	CM050		B5/B14
SMT6334IE2	187	11	1.8	7.5	CM030		B5/B14	(1400 min ⁻¹)	56	32	2.2	25	CM050		B5/B14
SMM6334	140	14	1.5	10	CM030		B5/B14		47	37	2.4	30	CM050		B5/B14
(1400 min ⁻¹)	93	20	1.0	15	CM030		B5/B14		35	46	1.7	40	CM050		B5/B14
	280	7.5	5.5	5	CM040		B5/B14		28	54	1.3	50	CM050		B5/B14
TS6334-B14	187	11	4.0	7.5	CM040		B5/B14		23	61	1.1	60	CM050		B5/B14
TS6334-B5	140	14	3.1	10	CM040		B5/B14		23	71	1.4	60		CMP071/050	B14
T2A6334-B14	93	21	2.2	15	CM040		B5/B14		19	84	1.1	75		CMP071/050	B14
T2A6334-B5	70	27	1.5	20	CM040		B5/B14		18	74	0.8	80	CM050		B5/B14
(1400 min ⁻¹)	56	32	1.2	25	CM040		B5/B14		16	98	1.3	90		CMP071/050	B14
	47	36	1.3	30	CM040		B5/B14		28	56	2.4	50			
	35	44	0.9	40	CM040		B5/B14		23	64	2.0	60	CM063		B5
	28	51	0.8	50	CM040		B5/B14		23	73	2.6	60	CM063		B5
									19	88	2.0	75		CMP071/063	B14
	70	27	2.7	20	CM050		B5/B14		18	78	1.5	80	CM063		B5
	56	32	2.2	25	CM050		B5/B14		16	96	2.4	90		CMP071/063	B14
	47	37	2.4	30	CM050		B5/B14		14	89	1.3	100	CM063		B5
	35	46	1.7	40	CM050		B5/B14		12	120	1.7	120		CMP071/063	B14
	28	54	1.3	50	CM050		B5/B14		9.3	143	1.3	150		CMP071/063	B14
	23	61	1.1	60	CM050		B5/B14		7.8	159	1.1	180		CMP071/063	B14
	23	71	1.4	60		CMP063/050	B14								
	19	84	1.1	75		CMP063/050	B14		18	82	1.9	80	CM070		B5
	18	74	0.8	80	CM050		B5/B14		16	99	3.1	90		CMP071/070	B14
	16	98	1.3	90		CMP063/050	B14		14	90	1.7	100	CM070		B5
									12	122	2.2	120		CMP071/070	B14
	28	56	2.4	50	CM063		B5		9.3	143	1.8	150		CMP071/070	B14
	23	64	2.0	60	CM063		B5		7.8	159	1.4	180		CMP071/070	B14
	23	73	2.6	60		CMP063/063	B14		5.8	189	1.1	240		CMP071/070	B14
	19	88	2.0	75		CMP063/063	B14		4.7	211	1.0	300		CMP071/070	B14
	18	78	1.5	80	CM063		B5								
	16	96	2.4	90		CMP063/063	B14		18	82	2.4	80	CM075		B5
	14	89	1.3	100	CM063		B5		16	101	4.0	90		CMP071/075	B14
	12	120	1.7	120		CMP063/063	B14		14	96	1.9	100	CM075		B5
	9.3	143	1.3	150		CMP063/063	B14		12	124	2.9	120		CMP071/075	B14
	7.8	159	1.1	180		CMP063/063	B14		9.3	145	2.3	150		CMP071/075	B14
									7.8	162	1.9	180		CMP071/075	B14
									5.8	193	1.4	240		CMP071/075	B14
									4.7	216	1.1	300		CMP071/075	B14
									7.8	177	2.8	180		CMP071/090	B14
									5.8	209	2.2	240		CMP071/090	B14
									4.7	236	1.7	300		CMP071/090	B14

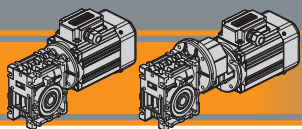
CM/CMP

0.25 - IEC 71

TS7114	280	7.5	5.5	5	CM040		B5/B14
(1400 min ⁻¹)	187	11	4.0	7.5	CM040		B5/B14
	140	14	3.1	10	CM040		B5/B14
	93	21	2.2	15	CM040		B5/B14
	70	27	1.5	20	CM040		B5/B14
	56	32	1.2	25	CM040		B5/B14
	47	36	1.3	30	CM040		B5/B14
	35	44	0.9	40	CM040		B5/B14



Motori Motors	SMT	SMM	TS		T2A
	6334 6334IE2	6334	6334	7114	6334
IEC	63 B14	63 B14	63 B5/B14	71 B5/B14	63 B5/B14



CM/CMP Motoriduttori a vite senza fine Wormgearmotors

Dati tecnici

Technical data

P_1 [kW]	n_2 [min ⁻¹]	M_2 [Nm]	sf	i				P_1 [kW]	n_2 [min ⁻¹]	M_2 [Nm]	sf	i			
---------------	-------------------------------	---------------	----	---	--	--	--	---------------	-------------------------------	---------------	----	---	--	--	--

0.37 - IEC 63

SMT6344	280	11	1.7	5	CM030		B14									
(1400 min ⁻¹)	187	16	1.2	7.5	CM030		B14									
	140	21	1.0	10	CM030		B14									
	280	11	3.7	5	CM040		B14									
	187	16	2.7	7.5	CM040		B14									
	140	21	2.1	10	CM040		B14									
	93	31	1.5	15	CM040		B14									
	70	39	1.0	20	CM040		B14									
	56	47	0.8	25	CM040		B14									
	47	53	0.9	30	CM040		B14									
	93	31	2.6	15	CM050		B14									
	70	40	1.8	20	CM050		B14									
	56	48	1.5	25	CM050		B14									
	47	55	1.6	30	CM050		B14									
	35	68	1.1	40	CM050		B14									
	28	80	0.9	50	CM050		B14									
	23	91	0.8	60	CM050		B14									
	23	105	1.0	60		CMP063/050	B14									
	16	145	0.9	90		CMP063/050	B14									
	23	108	1.7	60		CMP063/063	B14									
	19	130	1.3	75		CMP063/063	B14									
	16	142	1.6	90		CMP063/063	B14									
	12	178	1.2	120		CMP063/063	B14									
	9.3	211	0.9	150		CMP063/063	B14									

0.37 - IEC 71

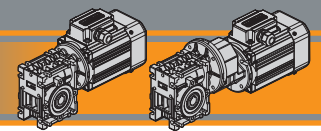
SMT7124	35	71	2.0	40	CM063		B5/B14									
SMT7124IE2	28	83	1.6	50	CM063		B5/B14									
SMM7124	23	95	1.3	60	CM063		B5/B14									
(1400 min ⁻¹)	23	108	1.7	60		CMP071/063	B14									
	19	130	1.3	75		CMP071/063	B14									
	18	115	1.0	80	CM063		B5/B14									
	16	142	1.6	90		CMP071/063	B14									
	14	131	0.9	100	CM063		B5/B14									
TS7124-B14	12	178	1.2	120		CMP071/063	B14									
TS7124-B5	9.3	211	0.9	150		CMP071/063	B14									
T2A7124-B14	28	86	2.2	50		CM070	B5									
T2A7124-B5	23	98	1.8	60		CM070	B5									
(1400 min ⁻¹)	23	110	2.6	60		CMP071/070	B14									
	19	132	1.9	75		CMP071/070	B14									
	18	121	1.3	80	CM070		B5									
	16	147	2.3	90		CMP071/070	B14									
	14	134	1.2	100	CM070		B5									
	12	181	1.7	120		CMP071/070	B14									
	9.3	211	1.3	150		CMP071/070	B14									
	7.8	236	1.1	180		CMP071/070	B14									
	28	87	2.6	50		CM075	B5									
	23	100	2.2	60		CM075	B5									
	23	111	3.0	60		CMP071/075	B14									
	19	134	2.2	75		CMP071/075	B14									
	18	121	1.6	80	CM075		B5									
	16	149	2.7	90		CMP071/075	B14									
	14	141	1.3	100	CM075		B5									
	12	184	2.0	120		CMP071/075	B14									
	9.3	215	1.5	150		CMP071/075	B14									
	7.8	240	1.3	180		CMP071/075	B14									
	5.8	285	0.9	240		CMP071/075	B14									
	18	129	2.5	80		CM090	B5									
	14	151	2.0	100		CM090	B5									
	12	193	3.2	120		CMP071/090	B14									
	9.3	226	2.4	150		CMP071/090	B14									
	7.8	263	1.9	180		CMP071/090	B14									
	5.8	309	1.5	240		CMP071/090	B14									
	4.7	349	1.2	300		CMP071/090	B14									

0.37 - IEC 71

SMT7124	280	11	3.7	5	CM040		B5/B14									
SMT7124IE2	187	16	2.7	7.5	CM040		B5/B14									
SMM7124	140	21	2.1	10	CM040		B5/B14									
(1400 min ⁻¹)	93	31	1.5	15	CM040		B5/B14									
	70	39	1.0	20	CM040		B5/B14									
	56	47	0.8	25	CM040		B5/B14									
	47	53	0.9	30	CM040		B5/B14									
TS7124-B14	93	31	2.6	15	CM050		B5/B14									
TS7124-B5	70	40	1.8	20	CM050		B5/B14									
T2A7124-B14	56	48	1.5	25	CM050		B5/B14									
T2A7124-B5	47	55	1.6	30	CM050		B5/B14									
(1400 min ⁻¹)	35	68	1.1	40	CM050		B5/B14									
	28	80	0.9	50	CM050		B5/B14									
	23	91	0.8	60	CM050		B5/B14									
	23	105	1.0	60		CMP071/050	B14									
	16	145	0.9	90		CMP071/050	B14									










Motori Motors	SMT		SMM	TS	T2A
		6344	7124 7124IE2	7124	7124
IEC	63 B14	71 B14	71 B14	71 B5/B14	71 B5/B14



Dati tecnici

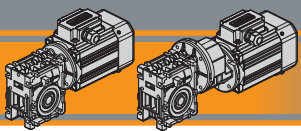
Technical data

P_1 [kW]	n_2 [min ⁻¹]	M_2 [Nm]	sf	i				P_1 [kW]	n_2 [min ⁻¹]	M_2 [Nm]	sf	i			
0.55 - IEC 71								0.55 - IEC 80							
SMT7134	280	17	2.5	5	CM040		B5/B14	TS8014	140	32	2.6	10	CM050		B5/B14
SMT7134IE2	187	24	1.8	7.5	CM040		B5/B14	T2A8014	93	46	1.8	15	CM050		B5/B14
SMM7124	140	32	1.4	10	CM040		B5/B14	(1400 min ⁻¹)	70	59	1.2	20	CM050		B5/B14
(1400 min ⁻¹)	93	46	1.0	15	CM040		B5/B14		56	71	1.0	25	CM050		B5/B14
	140	32	2.6	10	CM050		B5/B14		47	81	1.1	30	CM050		B5/B14
TS7134-B14	90	46	1.8	15	CM050		B5/B14		70	61	2.2	20	CM063		B5/B14
TS7134-B5	56	59	1.2	20	CM050		B5/B14		56	73	1.8	25	CM063		B5/B14
T2A7134-B14	47	71	1.0	25	CM050		B5/B14		47	84	2.0	30	CM063		B5/B14
T2A7134-B5	35	81	1.1	30	CM050		B5/B14		35	105	1.4	40	CM063		B5/B14
(1400 min ⁻¹)	35	101	0.8	40	CM050		B5/B14		28	124	1.1	50	CM063		B5/B14
	70	61	2.2	20	CM063		B5/B14		23	142	0.9	60	CM063		B5/B14
	56	73	1.8	25	CM063		B5/B14		23	161	1.2	60		CMP080/063	B14
	47	84	2.0	30	CM063		B5/B14		19	193	0.9	75		CMP080/063	B14
	35	105	1.4	40	CM063		B5/B14		16	212	1.1	90		CMP080/063	B14
	28	124	1.1	50	CM063		B5/B14		56	75	2.4	25	CM070		B5/B14
	23	142	0.9	60	CM063		B5/B14		35	108	1.9	40	CM070		B5/B14
	23	161	1.2	60		CMP071/063	B14		28	128	1.5	50	CM070		B5/B14
	19	193	0.9	75		CMP071/063	B14		23	146	1.2	60	CM070		B5/B14
	16	212	1.1	90		CMP071/063	B14		23	163	1.7	60		CMP080/070	B14
	56	75	2.4	25	CM070		B5		19	196	1.3	75		CMP080/070	B14
	35	108	1.9	40	CM070		B5		18	180	0.9	80	CM070		B5/B14
	28	128	1.5	50	CM070		B5		16	218	1.6	90		CMP080/070	B14
	23	146	1.2	60	CM070		B5		12	269	1.1	120		CMP080/070	B14
	23	163	1.7	60		CMP071/070	B14		35	110	2.3	40	CM075		B5/B14
	19	196	1.3	75		CMP071/070	B14		28	129	1.8	50	CM075		B5/B14
	18	180	0.9	80	CM070		B5		23	149	1.5	60	CM075		B5/B14
	16	218	1.6	90		CMP071/070	B14		23	165	2.0	60		CMP080/075	B14
	12	269	1.1	120		CMP071/070	B14		19	199	1.5	75		CMP080/075	B14
	9.3	314	0.9	150		CMP071/070	B14		18	180	1.1	80	CM075		B5/B14
	35	110	2.3	40	CM075		B5		16	222	1.8	90		CMP080/075	B14
	28	129	1.8	50	CM075		B5		14	210	0.9	100	CM075		B5/B14
	23	149	1.5	60	CM075		B5		12	274	1.3	120		CMP080/075	B14
	23	165	2.0	60		CMP071/075	B14		9.3	320	1.0	150		CMP080/075	B14
	19	199	1.5	75		CMP071/075	B14		18	192	1.7	80	CM090		B5/B14
	18	180	1.1	80	CM075		B5		16	232	3.0	90		CMP080/090	B14
	16	222	1.8	90		CMP071/075	B14		14	225	1.3	100	CM090		B5/B14
	14	210	0.9	100	CM075		B5		12	287	2.2	120		CMP080/090	B14
	12	274	1.3	120		CMP071/075	B14		9.3	336	1.6	150		CMP080/090	B14
	9.3	320	1.0	150		CMP071/075	B14		7.8	390	1.3	180		CMP080/090	B14
	7.8	357	0.9	180		CMP071/075	B14		5.8	459	1.0	240		CMP080/090	B14
	18	192	1.7	80	CM090		B5		18	204	2.8	80	CM110		B5
	16	232	3.0	90		CMP071/090	B14		14	240	2.2	100	CM110		B5
	14	225	1.3	100	CM090		B5		9.3	358	2.8	150		CMP080/110	B14
	12	287	2.2	120		CMP071/090	B14		7.8	410	2.2	180		CMP080/110	B14
	9.3	336	1.6	150		CMP071/090	B14		5.8	503	1.5	240		CMP080/110	B14
	7.8	390	1.3	180		CMP071/090	B14		4.7	574	1.2	300		CMP080/110	B14
	5.8	459	1.0	240		CMP071/090	B14								

CM/CMP



Motori Motors	SMT	SMM	TS		T2A	
	7134 7134IE2	7134	7134	8014	7134	8014
IEC	71 B14	71 B14	71 B5/B14	80 B5/B14	71 B5/B14	80 B5/B14



CM/CMP

Motoriduttori a vite senza fine Wormgearmotors

Dati tecnici

Technical data


P ₁ [kW]	n ₂ [min ⁻¹]	M ₂ [Nm]	sf	i			
------------------------	--	------------------------	----	---	---	---	---

P ₁ [kW]	n ₂ [min ⁻¹]	M ₂ [Nm]	sf	i			
------------------------	--	------------------------	----	---	---	---	---


0.55 - IEC 80

TS8014	7.8	424	2.6	180		CMP080/130	B14
T2A8014	5.8	512	1.9	240		CMP080/130	B14
(1400 min ⁻¹)	4.7	585	1.5	300		CMP080/130	B14


0.75 - IEC 71

SMT7144 (1400 min ⁻¹)	280	23	1.8	5	CM040		B5/B14
	187	33	1.3	7.5	CM040		B5/B14
	140	43	1.0	10	CM040		B5/B14
TS7144-B14	280	23	3.3	5	CM050		B5/B14
	187	33	2.4	7.5	CM050		B5/B14
TS7144-B5 (1400 min ⁻¹)	140	43	1.9	10	CM050		B5/B14
	93	63	1.3	15	CM050		B5/B14
	70	81	0.9	20	CM050		B5/B14
	47	111	0.8	30	CM050		B5/B14
	93	64	2.4	15	CM063		B5/B14
	70	83	1.6	20	CM063		B5/B14
	56	100	1.4	25	CM063		B5/B14
	47	115	1.4	30	CM063		B5/B14
	35	143	1.0	40	CM063		B5/B14
	28	169	0.8	50	CM063		B5/B14
	23	220	0.9	60		CMP071/063	B14
	56	102	1.8	25	CM070		B5
	47	118	2.1	30	CM070		B5
	35	149	1.4	40	CM070		B5
	28	177	1.1	50	CM070		B5
	23	203	0.9	60	CM070		B5
	23	223	1.3	60		CMP071/070	B14
	19	267	0.9	75		CMP071/070	B14
	16	298	1.1	90		CMP071/070	B14
	35	149	1.7	40	CM075		B5
	28	177	1.3	50	CM075		B5
	23	203	1.1	60	CM075		B5
	23	226	1.5	60		CMP071/075	B14
	19	271	1.1	75		CMP071/075	B14
	18	246	0.8	80	CM075		B5
	16	302	1.3	90		CMP071/075	B14
	12	373	1.0	120		CMP071/075	B14

0.75 - IEC 71

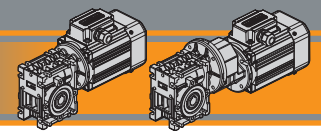
SMT7144 (1400 min ⁻¹)	28	184	2.1	50	CM090		B5
	23	212	1.6	60	CM090		B5
	23	235	2.4	60		CMP071/090	B14
	19	282	1.8	75		CMP071/090	B14
	18	262	1.2	80	CM090		B5
TS7144-B14	16	316	2.2	90		CMP071/090	B14
TS7144-B5 (1400 min ⁻¹)	14	307	1.0	100	CM090		B5
	12	391	1.6	120		CMP071/090	B14
	9.3	459	1.2	150		CMP071/090	B14
	7.8	535	0.9	180		CMP071/090	B14

0.75 - IEC 80

SMT8024 IE3	280	23	3.3	5	CM050		B5/B14
SMM8024 (1400 min ⁻¹)	187	33	2.4	7.5	CM050		B5/B14
	140	43	1.9	10	CM050		B5/B14
	93	63	1.3	15	CM050		B5/B14
	70	81	0.9	20	CM050		B5/B14
	47	111	0.8	30	CM050		B5/B14
TS8024-B14	93	64	2.4	15			
TS8024-B5	70	83	1.6	20	CM063		B5/B14
T3A8024-B14	56	100	1.4	25	CM063		B5/B14
TS8024-B5 (1400 min ⁻¹)	47	115	1.4	30	CM063		B5/B14
	35	143	1.0	40	CM063		B5/B14
	28	169	0.8	50	CM063		B5/B14
	23	220	0.9	60		CMP080/063	B14
	70	85	2.4	20	CM070		B5/B14
	56	102	1.8	25	CM070		B5/B14
	47	118	2.1	30	CM070		B5/B14
	35	149	1.4	40	CM070		B5/B14
	28	177	1.1	50	CM070		B5/B14
	23	203	0.9	60	CM070		B5/B14
	23	223	1.3	60		CMP080/070	B14
	19	267	0.9	75		CMP080/070	B14
	16	298	1.1	90		CMP080/070	B14
	70	85	2.8	20	CM075		B5/B14
	56	102	2.2	25	CM075		B5/B14
	47	118	2.4	30	CM075		B5/B14
	35	149	1.7	40	CM075		B5/B14
	28	177	1.3	50	CM075		B5/B14
	23	203	1.1	60	CM075		B5/B14
	23	226	1.5	60		CMP080/075	B14
	19	271	1.1	75		CMP080/075	B14
	18	246	0.8	80	CM075		B5/B14
	16	302	1.3	90		CMP080/075	B14
	12	373	1.0	120		CMP080/075	B14



Motori Motors	SMT		SMM	TS		T3A
	7144	8024 IE3	8024	7144	8014 8024	8024
IEC	71 B14	80 B14	80 B14	71 B5/B14	80 B5/B14	80 B5/B14




Dati tecnici


Technical data

P ₁ [kW]	n ₂ [min ⁻¹]	M ₂ [Nm]	sf	i				P ₁ [kW]	n ₂ [min ⁻¹]	M ₂ [Nm]	sf	i			
------------------------	--	------------------------	----	---	---	---	---	------------------------	--	------------------------	----	---	---	---	---


0.75 - IEC 80

SMT8024 IE3	35	156	2.8	40	CM090		B5/B14
SMM8024	28	184	2.1	50	CM090		B5/B14
(1400 min ⁻¹)	23	212	1.6	60	CM090		B5/B14
	23	235	2.4	60		CMP080/090	B14
	19	282	1.8	75		CMP080/090	B14
	18	262	1.2	80	CM090		B5/B14
TS8024-B14	16	316	2.2	90		CMP080/090	B14
TS8024-B5	14	307	1.0	100	CM090		B5/B14
T3A8024-B14	12	391	1.6	120		CMP080/090	B14
T3A8024-B5	9.3	459	1.2	150		CMP080/090	B14
(1400 min ⁻¹)	7.8	535	0.9	180		CMP080/090	B14
	23	224	2.8	60	CM110		B5
	19	293	3.1	75		CMP080/110	B14
	18	278	2.0	80	CM110		B5
	16	325	3.5	90		CMP080/110	B14
	14	327	1.6	100	CM110		B5
	12	415	2.6	120		CMP080/110	B14
	9.3	489	2.0	150		CMP080/110	B14
	7.8	560	1.6	180		CMP080/110	B14
	5.8	686	1.1	240		CMP080/110	B14
	4.7	782	0.9	300		CMP080/110	B14
	14	327	2.2	100	CM130		B5
	9.3	504	2.4	150		CMP080/130	B14
	7.8	578	1.9	180		CMP080/130	B14
	5.8	698	1.4	240		CMP080/130	B14
	4.7	797	1.1	300		CMP080/130	B14

1.1 - IEC 80

SMT8034 IE3	70	125	1.9	20	CM075		B5/B14
(1400 min ⁻¹)	56	150	1.5	25	CM075		B5/B14
	47	173	1.7	30	CM075		B5/B14
	35	219	1.1	40	CM075		B5/B14
	28	259	0.9	50	CM075		B5/B14
TS8034-B14	23	331	1.0	60		CMP080/075	B14
TS8034-B5	19	397	0.8	75		CMP080/075	B14
T3A8034-B14	16	443	0.9	90		CMP080/075	B14
T3A8034-B5	35	228	1.9	40	CM090		B5/B14
(1400 min ⁻¹)	28	270	1.4	50	CM090		B5/B14
	23	311	1.1	60	CM090		B5/B14
	23	344	1.7	60		CMP080/090	B14
	19	414	1.2	75		CMP080/090	B14
	18	384	0.8	80	CM090		B5/B14
	16	463	1.5	90		CMP080/090	B14
	12	574	1.1	120		CMP080/090	B14
	28	285	2.5	50	CM110		B5
	23	329	1.9	60	CM110		B5
	23	353	2.7	60		CMP080/110	B14
	19	430	2.1	75		CMP080/110	B14
	18	408	1.4	80	CM110		B5
	16	477	2.4	90		CMP080/110	B14
	14	480	1.1	100	CM110		B5
	12	609	1.8	120		CMP080/110	B14
	9.3	717	1.4	150		CMP080/110	B14
	7.8	821	1.1	180		CMP080/110	B14
	23	324	3.0	60	CM130		B5
	18	414	2.0	80	CM130		B5
	16	477	3.1	90		CMP080/130	B14
	14	480	1.5	100	CM130		B5
	12	600	2.3	120		CMP080/130	B14
	9.3	739	1.7	150		CMP080/130	B14
	7.8	847	1.3	180		CMP080/130	B14
	5.8	1024	0.9	240		CMP080/130	B14

1.1 - IEC 80

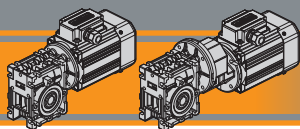
SMT8034 IE3	280	33	2.2	5	CM050		B5/B14
(1400 min ⁻¹)	187	49	1.6	7.5	CM050		B5/B14
	140	64	1.3	10	CM050		B5/B14
	93	92	0.9	15	CM050		B5/B14
TS8034-B14	280	34	4.0	5	CM063		B5/B14
TS8034-B5	187	50	2.9	7.5	CM063		B5/B14
T3A8034-B14	140	65	2.3	10	CM063		B5/B14
T3A8034-B5	93	95	1.6	15	CM063		B5/B14
(1400 min ⁻¹)	70	122	1.1	20	CM063		B5/B14
	56	146	0.9	25	CM063		B5/B14
	47	169	1.0	30	CM063		B5/B14
	93	95	2.3	15	CM070		B5/B14
	70	125	1.6	20	CM070		B5/B14
	56	150	1.2	25	CM070		B5/B14
	47	173	1.4	30	CM070		B5/B14
	35	219	1.0	40	CM070		B5/B14
	23	326	0.9	60		CMP080/070	B14

1.1 - IEC 90

TS90S4	280	34	4.0	5	CM063		B5/B14
T3A90S4	187	50	2.9	7.5	CM063		B5/B14
(1400 min ⁻¹)	140	65	2.3	10	CM063		B5/B14
	93	95	1.6	15	CM063		B5/B14
	70	122	1.1	20	CM063		B5/B14
	56	146	0.9	25	CM063		B5/B14
	47	169	1.0	30	CM063		B5/B14










Motori Motors	SMT	SMM	TS	T3A	
	8024 IE3 8034 IE3	8024	8024 8034	90S4	8024 8034
IEC	80 B14	80 B14	80 B5/B14	80 B5/B14	90 B5/B14



CM/CMP Motoriduttori a vite senza fine Wormgearmotors

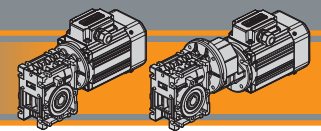
Dati tecnici

Technical data

P_1 [kW]	n_2 [min ⁻¹]	M_2 [Nm]	sf	i				P_1 [kW]	n_2 [min ⁻¹]	M_2 [Nm]	sf	i			
1.1 - IEC 90								1.5 - IEC 90							
TS90S4	93	95	2.3	15	CM070			SMT9024 IE3	280	46	2.9	5	CM063		B5/B14
T3A90S4	70	125	1.6	20	CM070			(1400 min ⁻¹)	187	68	2.1	7.5	CM063		B5/B14
(1400 min ⁻¹)	56	150	1.2	25	CM070				140	88	1.7	10	CM063		B5/B14
	47	173	1.4	30	CM070				93	129	1.2	15	CM063		B5/B14
	35	219	1.0	40	CM070				70	166	0.8	20	CM063		B5/B14
	23	326	0.9	60		CMP090/070									B5/B14
	70	125	1.9	20	CM075			TS90L14-B14	140	89	2.4	10	CM070		B5/B14
	56	150	1.5	25	CM075			TS90L14-B5	93	129	1.7	15	CM070		B5/B14
	47	173	1.7	30	CM075			T3A90L14-B14	70	170	1.2	20	CM070		B5/B14
	35	219	1.1	40	CM075			T3A90L14-B5	56	205	0.9	25	CM070		B5/B14
	28	259	0.9	50	CM075			(1400 min ⁻¹)	47	236	1.0	30	CM070		B5/B14
	23	331	1.0	60		CMP090/075			93	129	2.1	15	CM075		B5/B14
	19	397	0.8	75		CMP090/075			70	170	1.4	20	CM075		B5/B14
	16	443	0.9	90		CMP090/075			56	205	1.1	25	CM075		B5/B14
	56	156	2.4	25	CM090				47	236	1.2	30	CM075		B5/B14
	47	178	2.7	30	CM090				35	299	0.8	40	CM075		B5/B14
	35	228	1.9	40	CM090				70	172	2.4	20	CM090		B5/B14
	28	270	1.4	50	CM090				56	212	1.7	25	CM090		B5/B14
	23	311	1.1	60	CM090				47	243	2.0	30	CM090		B5/B14
	23	344	1.7	60		CMP090/090			35	311	1.4	40	CM090		B5/B14
	19	414	1.2	75		CMP090/090			28	368	1.0	50	CM090		B5/B14
	18	384	0.8	80	CM090				23	424	0.8	60	CM090		B5/B14
	16	463	1.5	90		CMP090/090			23	469	1.2	60		CMP090/090	B14
	12	574	1.1	120		CMP090/090			19	564	0.9	75		CMP090/090	B14
	28	285	2.5	50	CM110				16	632	1.1	90		CMP090/090	B14
	23	329	1.9	60	CM110				35	323	2.4	40	CM110		B5/B14
	23	353	2.7	60		CMP090/110			28	389	1.8	50	CM110		B5/B14
	19	430	2.1	75		CMP090/110			23	448	1.4	60	CM110		B5/B14
	18	408	1.4	80	CM110				23	481	2.0	60		CMP090/110	B14
	16	477	2.4	90		CMP090/110			19	587	1.5	75		CMP090/110	B14
	14	480	1.1	100	CM110				18	557	1.0	80	CM110		B5/B14
	12	609	1.8	120		CMP090/110			14	655	0.8	100	CM110		B5/B14
	9.3	717	1.4	150		CMP090/110			16	650	1.8	90		CMP090/110	B14
	7.8	821	1.1	180		CMP090/110			12	830	1.3	120		CMP090/110	B14
	23	324	3.0	60	CM130				9	978	1.0	150		CMP090/110	B14
	18	414	2.0	80	CM130				28	389	2.5	50	CM130		B5
	16	477	3.1	90		CMP090/130			23	448	2.0	60	CM130		B5
	14	480	1.5	100	CM130				19	579	2.1	75		CMP090/130	B14
	12	600	2.3	120		CMP090/130			18	565	1.5	80	CM130		B5
	9.3	739	1.7	150		CMP090/130			16	650	2.2	90		CMP090/130	B14
	7.8	847	1.3	180		CMP090/130			14	655	1.1	100	CM130		B5
	5.8	1024	0.9	240		CMP090/130			12	818	1.5	120		CMP090/130	B14
									9	1008	1.2	150		CMP090/130	B14
									8	1155	0.9	180		CMP090/130	B14
































































































































































Motori Motors	SMT	TS	T3A
	9024 IE3	90S4 90L14	90S4 90L14
IEC	90 B14	90 B5/B14	90 B5/B14

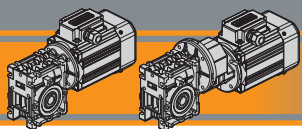




Dati tecnici

Technical data

P_1 [kW]	n_2 [min ⁻¹]	M_2 [Nm]	sf	i				P_1 [kW]	n_2 [min ⁻¹]	M_2 [Nm]	sf	i				
2.2 - IEC 90																
SMT9034 IE3 (1400 min ⁻¹) 	280	68	2.0	5				TS100L14	140	132	2.8	10				
	187	99	1.5	7.5					93	194	2.2	15				
	140	129	1.1	10					70	252	1.6	20				
	93	189	0.8	15					56	311	1.2	25				
TS90L24-B14	187	100	2.0	7.5				T3A100L14 (1400 min ⁻¹)	47	356	1.4	30				
TS90L24-B5	140	131	1.7	10					35	456	1.0	40				
T3A90LB4-B14	93	189	1.2	15					70	255	2.9	20				
T3A90LB4-B5 (1400 min ⁻¹)	70	249	0.8	20					56	315	2.1	25				
	187	100	2.4	7.5					47	360	2.2	30				
	140	131	2.0	10					35	474	1.6	40				
	93	189	1.4	15					28	570	1.2	50				
	70	249	1.0	20					23	657	1.0	60				
	56	300	0.8	25					35	456	2.3	40				
	47	347	0.8	30					28	563	1.7	50				
	140	132	2.8	10					23	657	1.4	60				
	93	194	2.2	15					18	828	1.0	80				
	70	252	1.6	20					14	960	0.8	100				
	56	311	1.2	25												
	47	356	1.4	30												
	35	456	1.0	40												
	70	255	2.9	20					28	570	1.2	50				
	56	315	2.1	25												
	47	360	2.2	30												
	35	474	1.6	40												
	28	570	1.2	50					23	657	1.0	60				
	23	657	1.0	60												
	18	828	1.0	80												
	14	960	0.8	100												
	14	960	0.8	100					35	456	2.3	40				
	28	563	1.7	50												
	23	657	1.4	60												
	18	828	1.0	80												
	14	960	0.8	100					28	563	1.7	50				
	23	657	1.4	60												
	18	828	1.0	80												
	14	960	0.8	100												
	14	960	0.8	100					35	456	2.3	40				
	28	563	1.7	50												
	23	657	1.4	60												
	18	828	1.0	80												
	14	960	0.8	100					28	563	1.7	50				
	23	657	1.4	60												
	18	828	1.0	80												
	14	960	0.8	100												
	14	960	0.8	100					28	563	1.7	50				
	23	657	1.4	60												
	18	828	1.0	80												
	14	960	0.8	100												
	14	960	0.8	100					28	563	1.7	50				
	23	657	1.4	60												
	18	828	1.0	80												
	14	960	0.8	100												
	14	960	0.8	100					28	563	1.7	50				
	23	657	1.4	60												
	18	828	1.0	80												
	14	960	0.8	100												
	14	960	0.8	100					28	563	1.7	50				
	23	657	1.4	60												
	18	828	1.0	80												
	14	960	0.8	100												
	14	960	0.8	100					28	563	1.7	50				
	23	657	1.4	60												
	18	828	1.0	80												
	14	960	0.8	100												
	14	960	0.8	100					28	563	1.7	50				
	23	657	1.4	60												
	18	828	1.0	80												
	14	960	0.8	100												
	14	960	0.8	100					28	563	1.7	50				
	23	657	1.4	60												
	18	828	1.0	80												
	14	960	0.8	100												
	14	960	0.8	100					28	563	1.7	50				
	23	657	1.4	60												
	18	828	1.0	80												
	14	960	0.8	100												
	14	960	0.8	100					28	563	1.7	50				
	23	657	1.4	60												
	18	828	1.0	80												
	14	960	0.8	100												
	14	960	0.8	100					28	563	1.7	50				
	23	657	1.4	60												
	18	828	1.0	80												
	14	960	0.8	100												
	14	960	0.8	100					28	563	1.7	50				
	23	657	1.4	60												
	18	828	1.0	80												
	14	960	0.													



CM/CMP Motoriduttori a vite senza fine Wormgearmotors

Dati tecnici

Technical data

P_1 [kW]	n_2 [min ⁻¹]	M_2 [Nm]	sf	i				P_1 [kW]	n_2 [min ⁻¹]	M_2 [Nm]	sf	i			
4.0 - IEC 112								7.5 - IEC 132							
T3A100L24-B5	187	182	1.1	7.5	CM070		B5	T3A132M4-B5	187	341	1.8	7.5	CM110		B5
T3A112M4-B5	140	237	0.9	10	CM070		B5	(1400 min ⁻¹)	140	450	1.5	10	CM110		B5
(1400 min ⁻¹)									93	660	1.1	15	CM110		B5
	187	182	1.3	7.5	CM075		B5		70	870	0.9	20	CM110		B5
	140	237	1.1	10	CM075		B5		187	341	2.2	7.5	CM130		B5
	93	344	0.8	15	CM075		B5		140	450	1.8	10	CM130		B5
	187	184	1.9	7.5	CM090		B5		93	660	1.4	15	CM130		B5
	140	240	1.6	10	CM090		B5		70	860	1.1	20	CM130		B5
	93	352	1.2	15	CM090		B5		56	1062	0.9	25	CM130		B5
	70	458	0.9	20	CM090		B5		47	1213	0.9	30	CM130		B5
	47	655	0.8	30	CM090		B5								
	140	240	2.8	10	CM110		B5								
	93	352	2.1	15	CM110		B5								
	70	464	1.6	20	CM110		B5								
	56	573	1.2	25	CM110		B5								
	47	655	1.2	30	CM110		B5								
	35	862	0.9	40	CM110		B5								
	70	458	2.0	20	CM130		B5								
	56	566	1.6	25	CM130		B5								
	47	647	1.6	30	CM130		B5								
	35	829	1.3	40	CM130		B5								
	28	1023	0.9	50	CM130		B5								

5.5 - IEC 132							
T3A132S4-B5	187	250	2.4	7.5	CM110		B5
(1400 min ⁻¹)	140	330	2.0	10	CM110		B5
	93	484	1.5	15	CM110		B5
	70	638	1.2	20	CM110		B5
	56	788	0.9	25	CM110		B5
	47	912	0.9	30	CM110		B5
	187	250	3.0	7.5	CM130		B5
	140	330	2.5	10	CM130		B5
	93	484	1.9	15	CM130		B5
	70	630	1.4	20	CM130		B5
	56	778	1.2	25	CM130		B5
	47	889	1.2	30	CM130		B5
	35	1141	0.9	40	CM130		B5

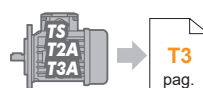
	Motori Motors	T3A		
		100L24	112M4	132S4 132M4
IEC		100 B5	112 B5	132 B5

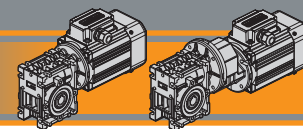
Dati tecnici elettrici

Electrical technical data

Si prega di consultare il paragrafo dedicato:

Please see the dedicated paragraph:





Motori applicabili

IEC Motor adapters

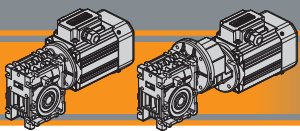
	SMT						SMM				
	5014 5024 5034 5044	5624 5634 5444 5654	6324 6334 6344	7124 7134 7144	8024 8034	9024 9034	5014 5024 5034	5624 5634 5654	6324 6334	7124 7134	8024
CM026											
CM030											
CM040											
CM050											
CM063											
CM070											
CM075											
CM090											
CM110											
CM130											
CMP056/...											
CMP063/...											
CMP071/...											
CMP080/...											
CMP090/...											

	TS						T2A			T3A				
	5624	6314 6324 6334	7114 7124 7134 7144	8024 8034	90S4 90L14 90L24	100L14	6324 6334	7124 7134	8014	8024 8034	90S4 90L14 90LB4	100L14 100L24 100L34	112M4	132S4 132M4
CM026														
CM030														
CM040														
CM050														
CM063														
CM070														
CM075														
CM090														
CM110														
CM130														
CMP056/...														
CMP063/...														
CMP071/...														
CMP080/...														
CMP090/...														

N.B. Le aree evidenziate in grigio indicano l'applicabilità della corrispondente grandezza motore.

N.B. Grey areas indicate motor inputs available on each size of unit.

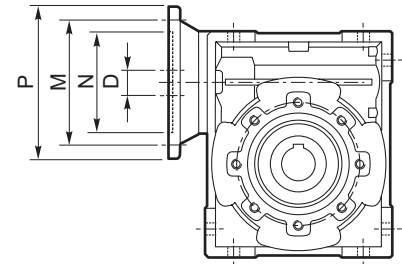
CM/CMP



Motori applicabili

IEC Motor adapters

	IEC	N	M	P	D	i																		
						5	7.5	10	15	20	25	30	40	50	60	80	100							
CM026	56B14	50	65	80	9																			
	63B5	95	115	140	11																			
CM030	63B14	60	75	90	9	B	B	B	B	B	B	B	B	B										
	56B5	80	100	120	9																			
	56B14	50	65	80	9																			
	71B5	110	130	160	14																			
CM040	71B14	70	85	105	14																			
	63B5	95	115	140	11	B	B	B	B	B	B	B	B											
	63B14	60	75	90	11																			
	56B5	80	100	120	9	BS	BS	BS	BS	BS	BS	BS	BS	BS	B	B	B	B						
	56B14	50	65	80	9																			
	80B5	130	165	200	19																			
CM050	80B14	80	100	120	19																			
	71B5	110	130	160	14	B	B	B	B	B	B	B												
	71B14	70	85	105	14																			
	63B5	95	115	140	11	BS	BS	BS	BS	BS	BS	BS	BS	B	B	B	B							
	63B14	60	75	90	11																			
CM063	90B5	130	165	200	24																			
	90B14	95	115	140	24																			
	80B5	130	165	200	19	B	B	B	B	B	B	B												
	80B14	80	100	120	19																			
	71B5	110	130	160	14	BS	BS	BS	BS	BS	BS	BS	B	B	B									
	71B14	70	85	105	14																			
	63B5	95	115	140	11									BS	BS	BS	B	B						
CM070	100/112B5	180	215	250	28																			
	100/112B14	110	130	160	28																			
	90B5	130	165	200	24	B	B	B	B															
	90B14	95	115	140	24																			
	80B5	130	165	200	19	BS	BS	BS	BS	B	B	B												
	80B14	80	100	120	19																			
	71B5	110	130	160	14					BS	BS	BS	B	B	B	B								
	71B14	70	85	105	14																			
CM075	100/112B5	180	215	250	28																			
	100/112B14	110	130	160	28																			
	90B5	130	165	200	24	B	B	B	B	B	B													
	90B14	95	115	140	24																			
	80B5	130	165	200	19	BS	BS	BS	BS	BS	BS	B	B											
	80B14	80	100	120	19																			
	71B5	110	130	160	14									BS	BS	B	B	B						
CM090	100/112B5	180	215	250	28																			
	100/112B14	110	130	160	28																			
	90B5	130	165	200	24	B	B	B	B	B	B													
	90B14	95	115	140	24																			
	80B5	130	165	200	19	BS	BS	BS	BS	BS	BS	BS	B	B	B									
	80B14	80	100	120	19																			
	71B5	110	130	160	14									BS	BS	BS	B							
CM110	132B5	230	265	300	38																			
	132B14	130	165	200	38																			
	100/112B5	180	215	250	28	B	B	B	B	B	B													
	100/112B14	110	130	160	28																			
	90B5	130	165	200	24	BS	BS	BS	BS	BS	BS	B	B	B										
	90B14	95	115	140	24																			
CM130	80B5	130	165	200	19									BS	BS	BS	B	B						
	132B5	230	265	300	38																			
	132B14	130	165	200	38																			
	100/112B5	180	215	250	28	B	B	B	B	B	B	B												
	90B5	130	165	200	24	BS	BS	BS	BS	BS	BS	BS	B	B	B	B								
80B5	130	165	200	19										BS	BS	BS	BS							



N.B.

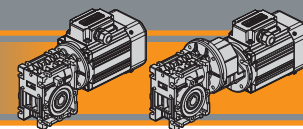
Le aree evidenziate in grigio indicano l'applicabilità della corrispondente grandezza motore.

N.B. Grey areas indicate motor inputs available on each size of unit.

B/BS = Boccola di riduzione in acciaio

B/BS = Metal shaft sleeve

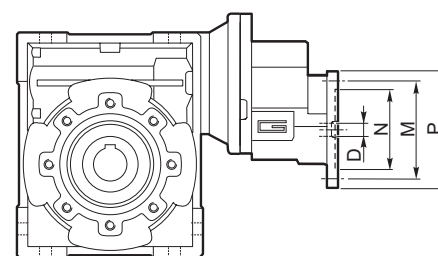
Nota: flange Nema disponibili a richiesta
Note: Nema flange available on demand



Motori applicabili

IEC Motor adapters

CMP	IEC	N	M	P	D	i (i ₁ x i ₂)								
						60 (3x20)	75 (3x25)	90 (3x30)	120 (3x40)	150 (3x50)	180 (3x60)	240 (3x80)	300 (3x100)	
056/030	56 B14	50	65	80	9									
056/040						B	B	B	B					
063/040	63 B14	60	75	90	11									
063/050						B	B	B						
063/063						BS	BS	BS	B	B	B			
071/050	71 B14	70	85	105	14									
071/063						B	B	B						
071/070						BS	B	B	B					
071/075						BS	BS	BS	B	B				
071/090						BS	BS	BS	BS	B	B	B		
080/063	80 B14	80	100	120	19									
080/070						B								
080/075						B	B	B						
080/090						B	B	B	B					
080/110						BS	BS	BS	B	B	B			
080/130						BS	BS	BS	BS	B	B	B	B	
090/070	90 B14 90 B5	95 130	115 165	140 200	24	B								
090/075						B	B	B						
090/090						B	B	B	B					
090/110						BS	BS	BS	B	B	B			
090/130						BS	BS	BS	BS	B	B	B	B	



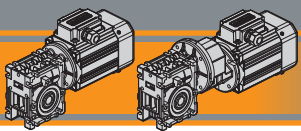
N.B.

Le aree evidenziate in grigio indicano l'applicabilità della corrispondente grandezza motore.

N.B. Grey areas indicate motor inputs available on each size of unit.

B/BS = Boccola di riduzione in acciaio

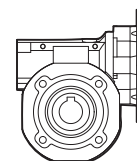
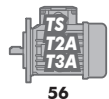
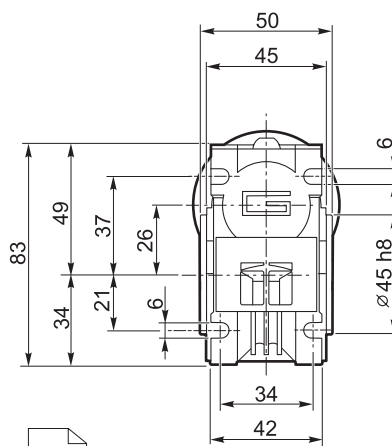
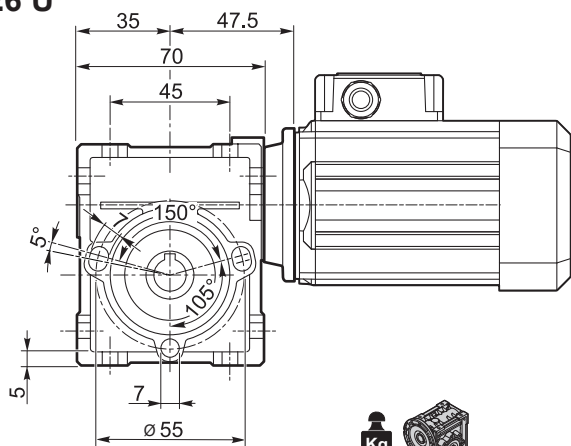
B/BS = Metal shaft sleeve



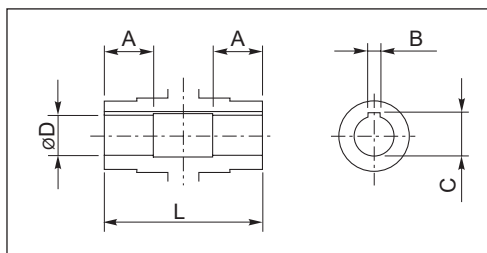
Dimensioni

Dimensions

CM 026 U



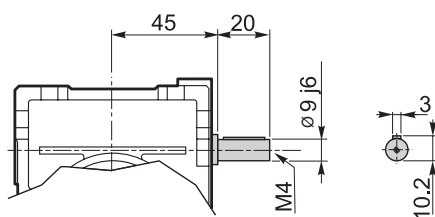
CL026

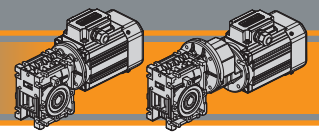


Albero lento cavo / Hollow output shaft

Grandezza Size	ø D H8	L	A	B	C
CM 026 (D14)	14	50	15	5	16.2
CM 026	12	50	15	4	13.8
CM 026 (D11)	11	50	15	4	12.8

CMIS 026 ..

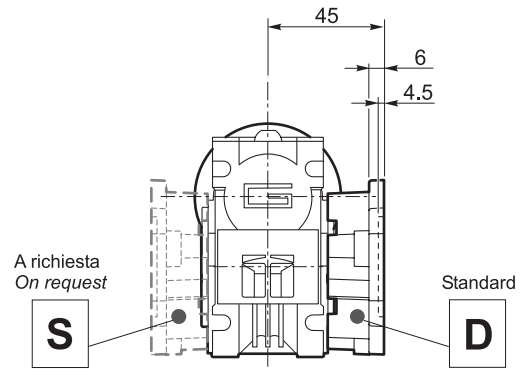
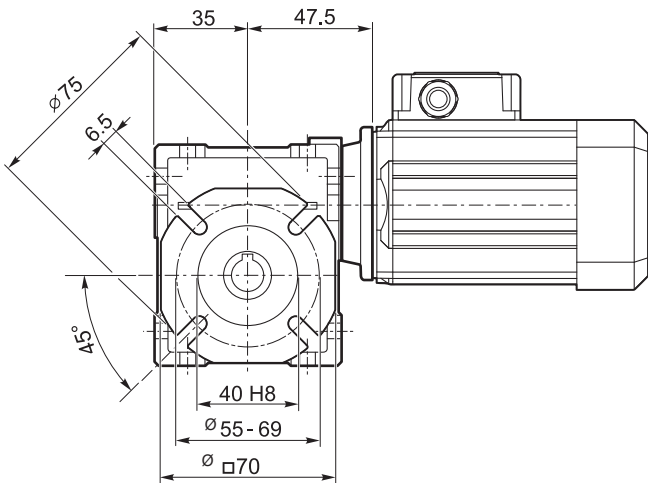




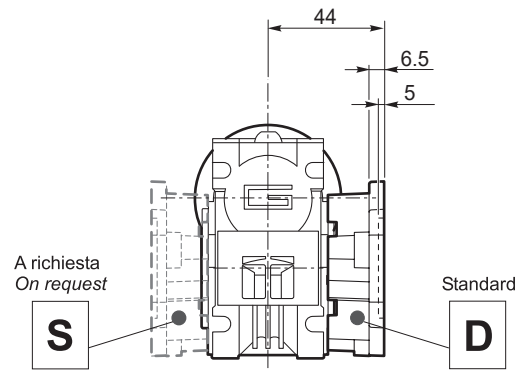
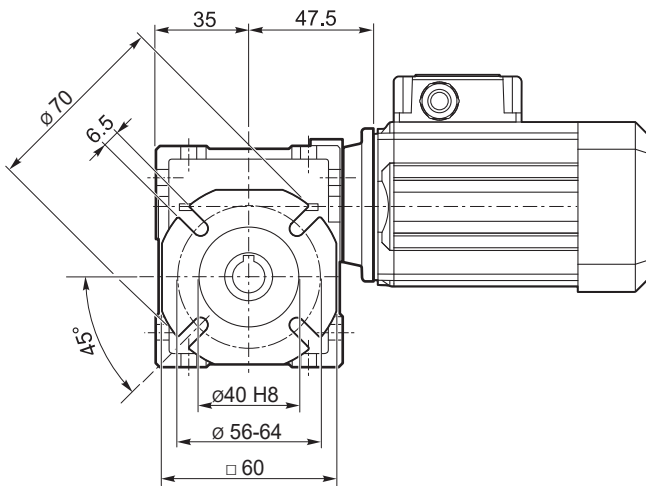
Dimensioni

Dimensions

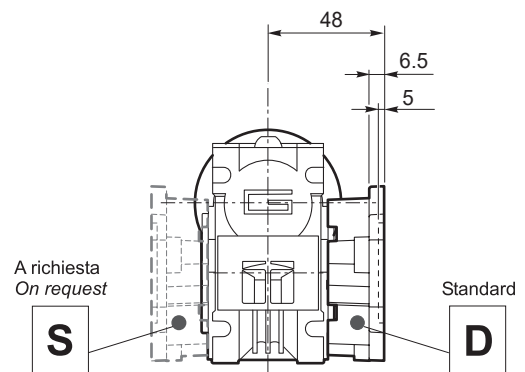
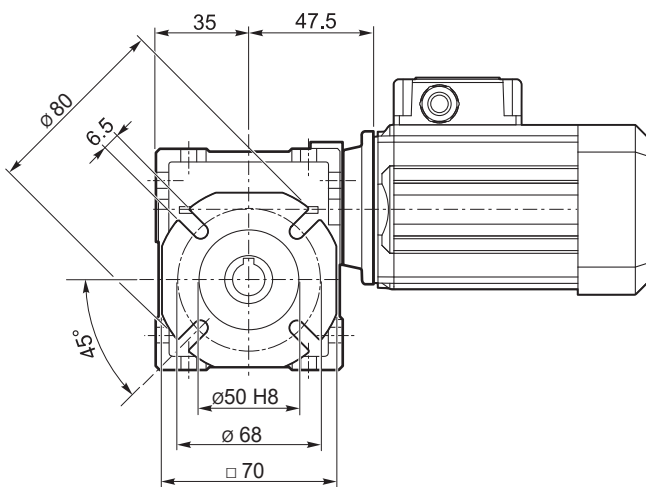
CM 026 F



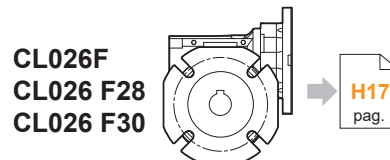
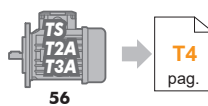
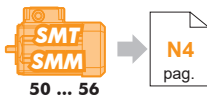
CM 026 F28

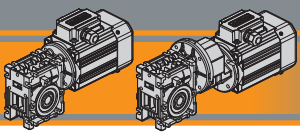


CM 026 F30



CM/CMP

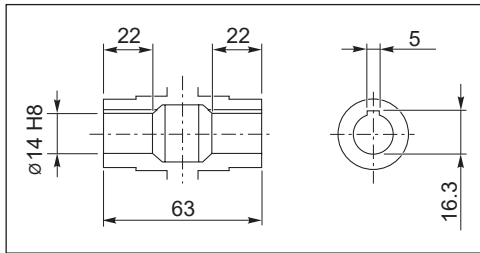
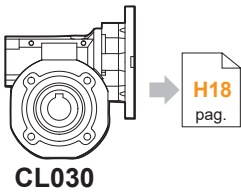
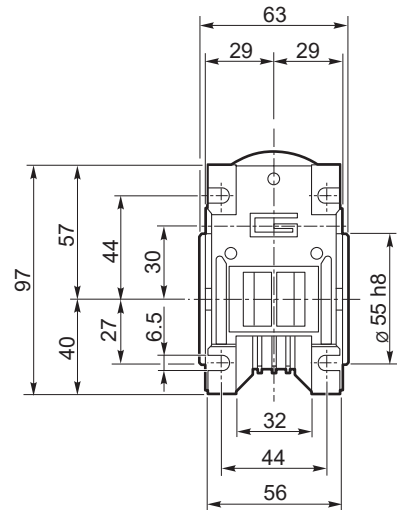
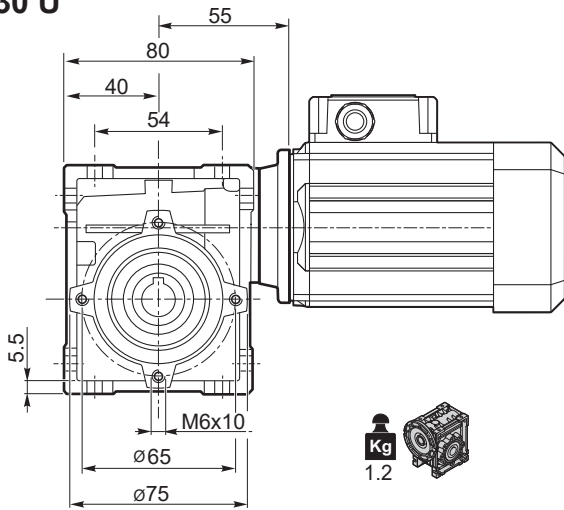




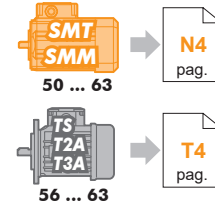
Dimensioni

Dimensions

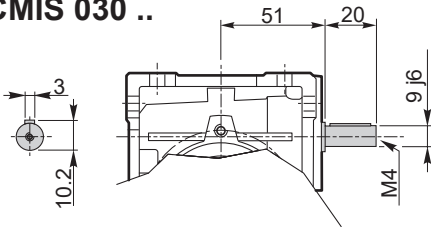
CM 030 U



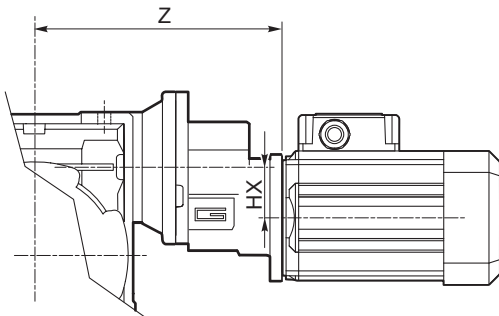
Albero lento cavo / Hollow output shaft



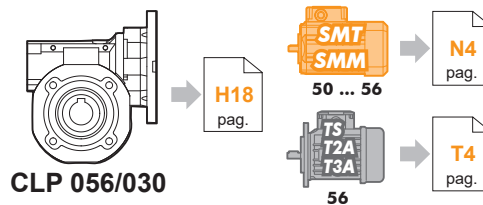
CMIS 030 ..

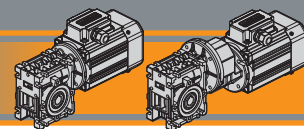


CMP ..



	HX	Z	Kg
056/030	30.5	124	2.1



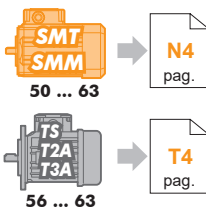
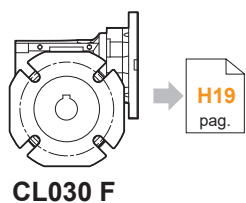
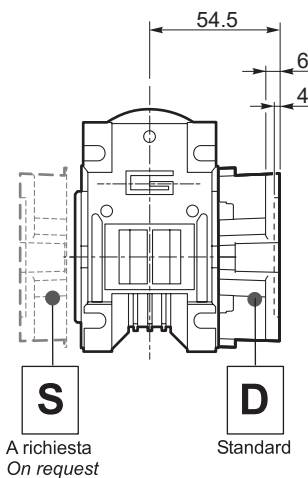
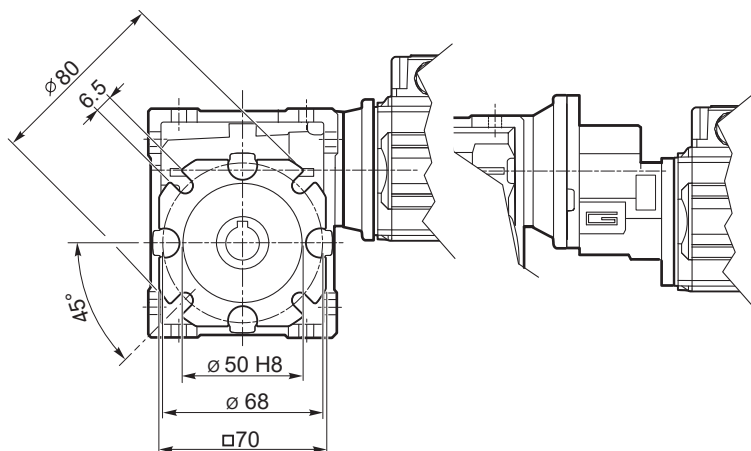


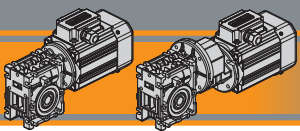
Dimensioni

Dimensions

CM 030 F

CMP../030 F

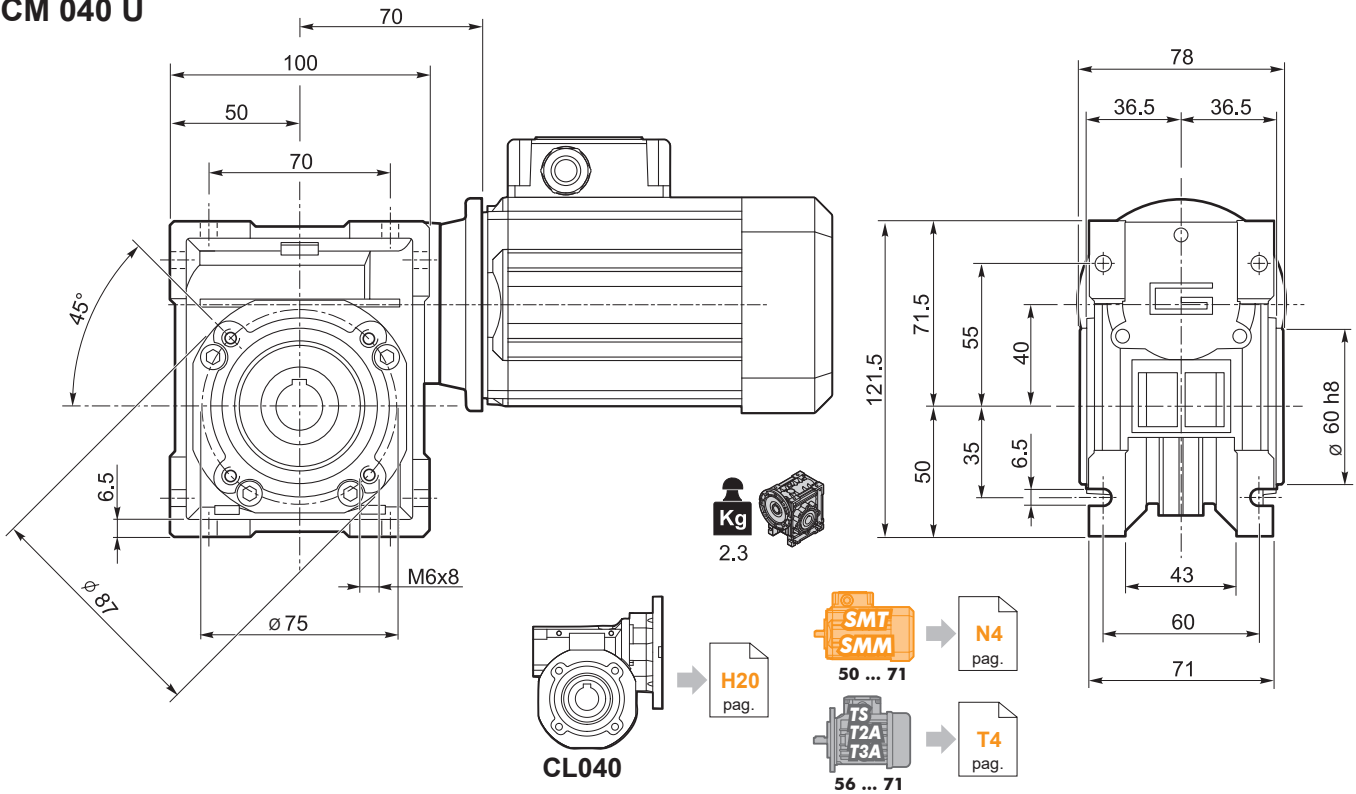




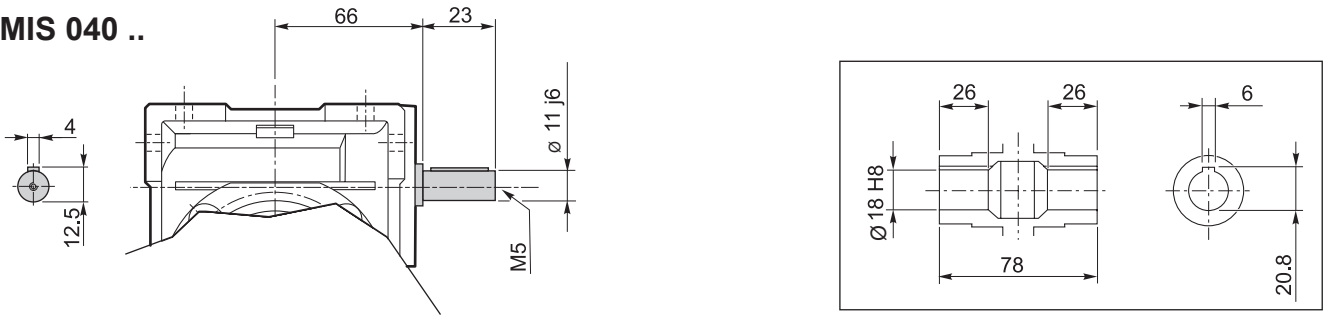
Dimensioni

Dimensions

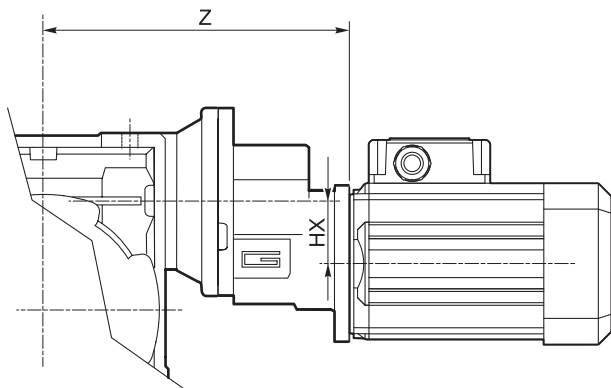
CM 040 U



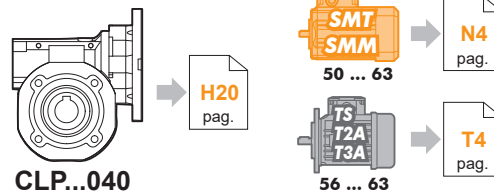
CMIS 040 ..

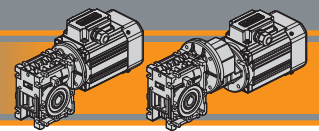


CMP ..



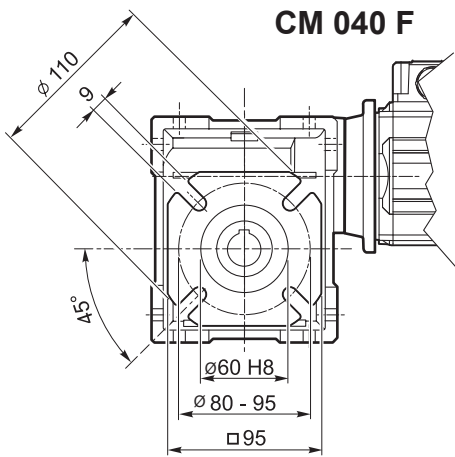
	HX	Z	
056/040	30.5	139	3.2
063/040	30.5	142	3.3



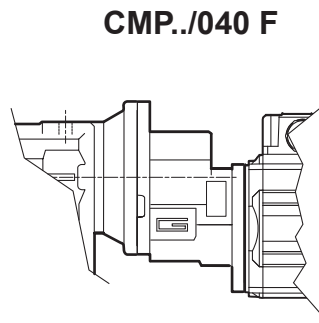


Dimensioni

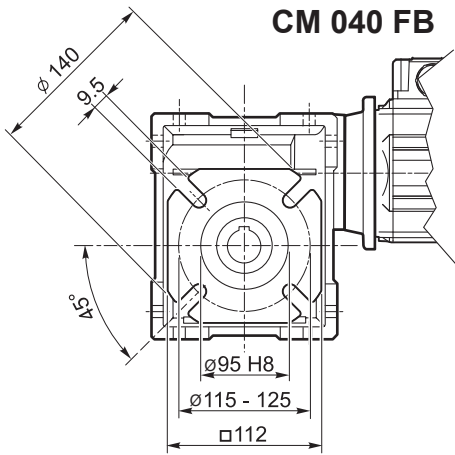
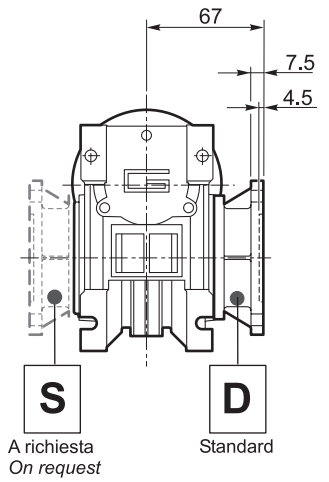
Dimensions



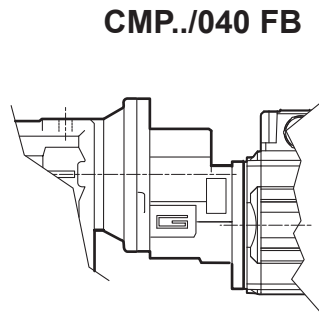
CM 040 F



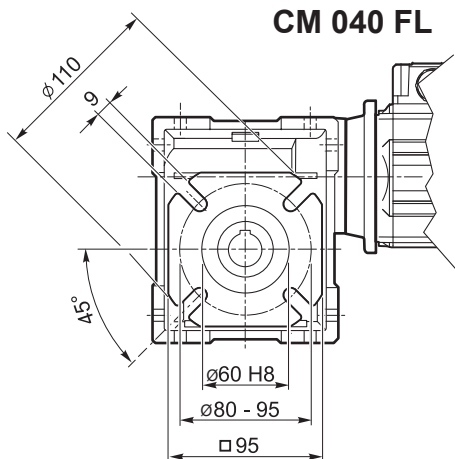
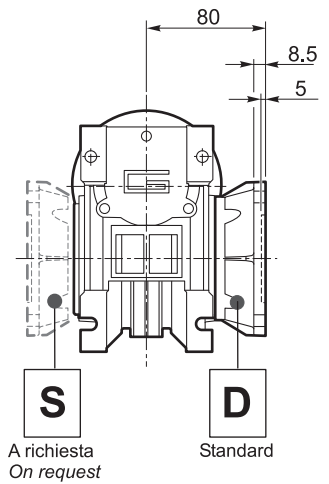
CMP../040 F



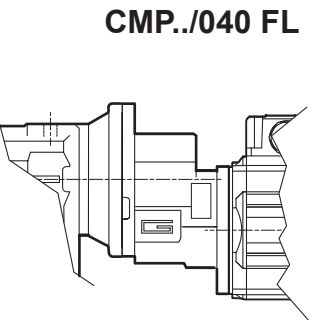
CM 040 FB



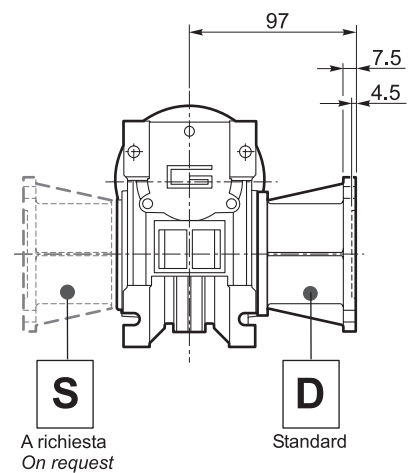
CMP../040 FB



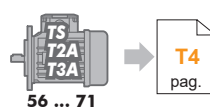
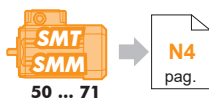
CM 040 FL



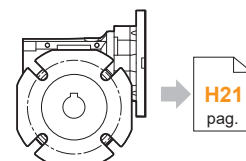
CMP../040 FL

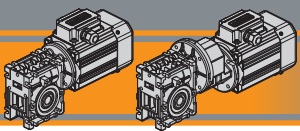


CM/CMP



CL040 F
CL040 FB
CL040 FL

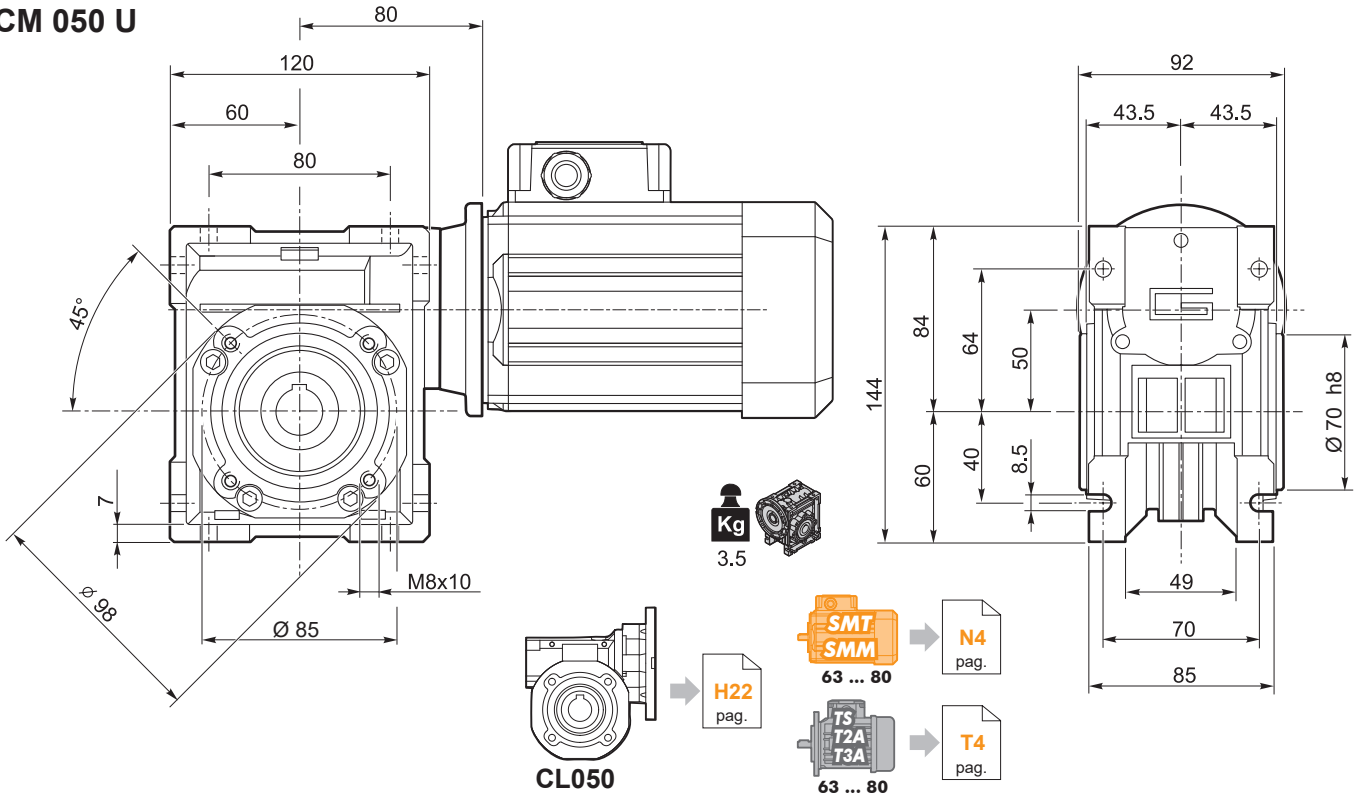




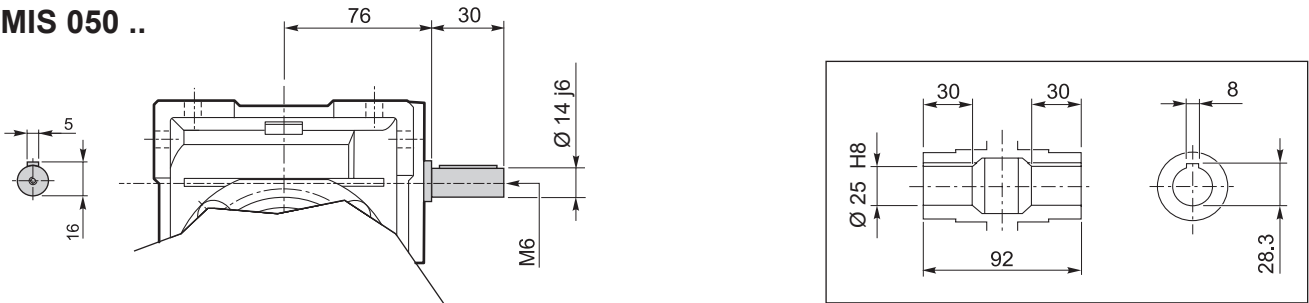
Dimensioni

Dimensions

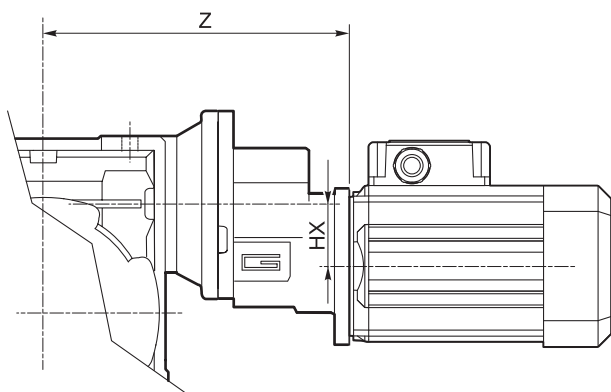
CM 050 U



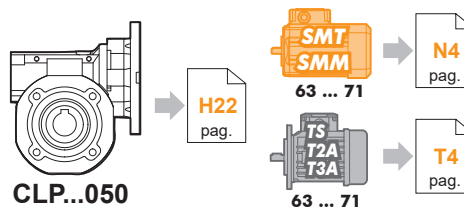
CMIS 050 ..

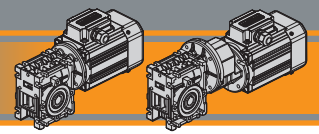


CMP ..



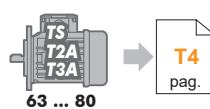
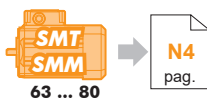
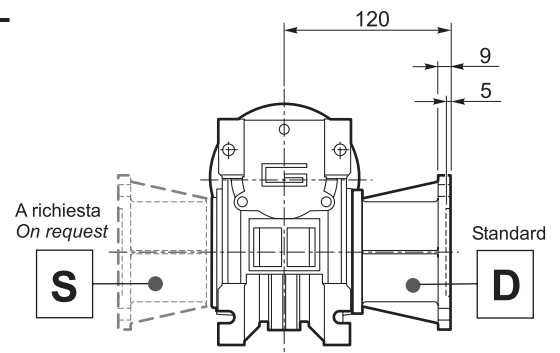
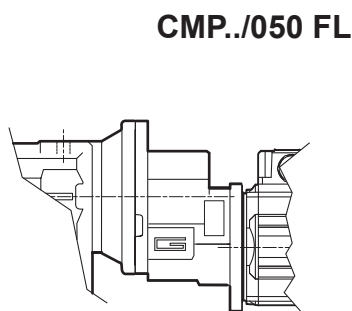
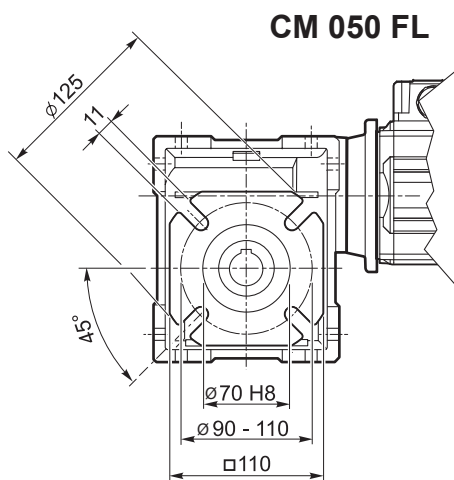
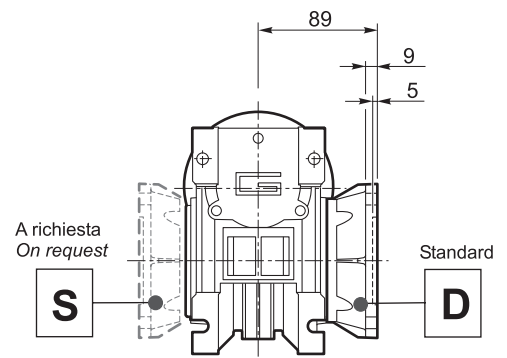
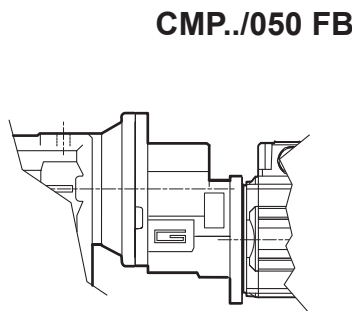
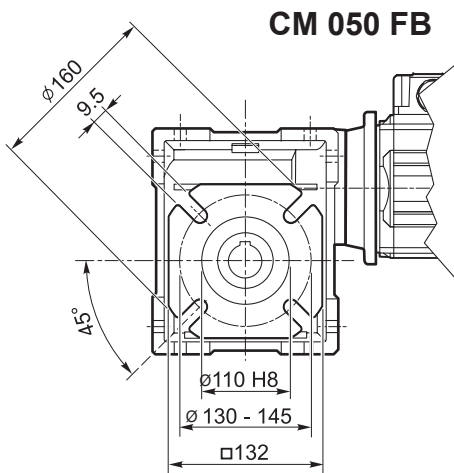
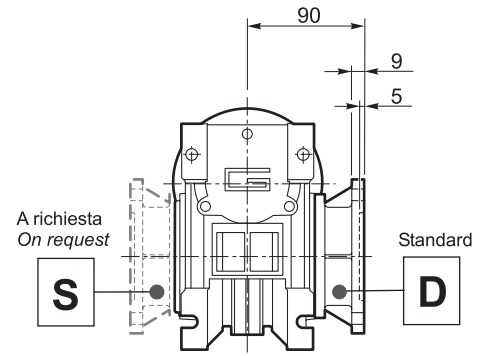
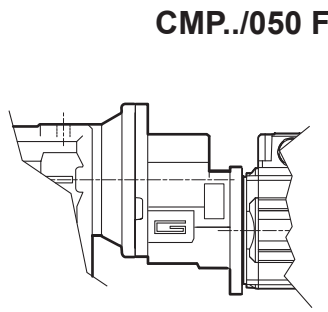
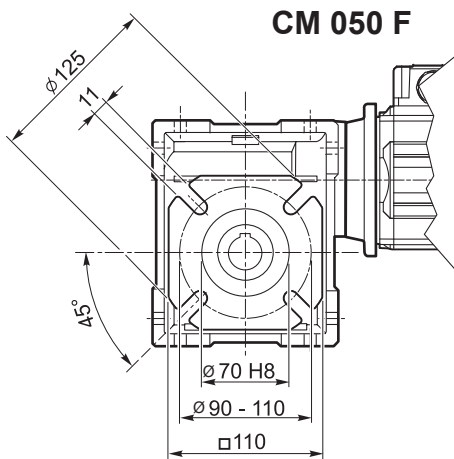
	HX	Z	Kg
063/050	30.5	152	4.5
071/050	41	169	5.5



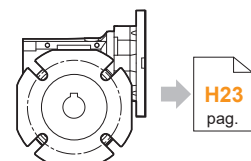


Dimensioni

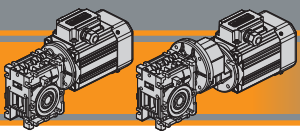
Dimensions



CL050 F
CL050 FB
CL050 FL



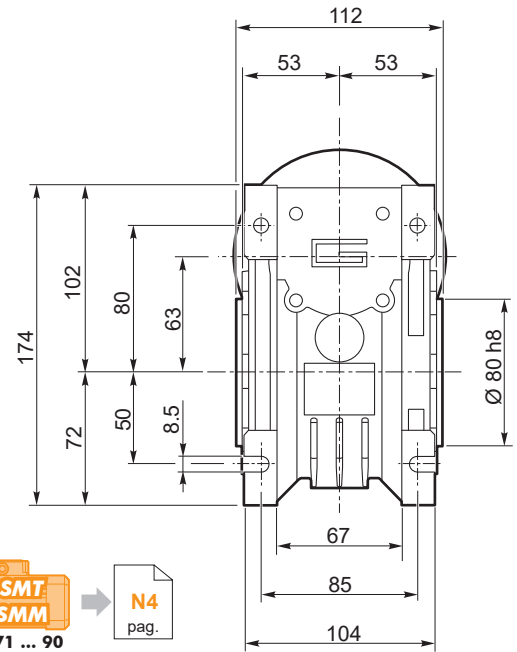
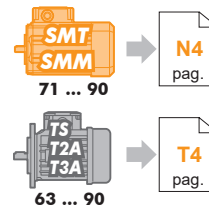
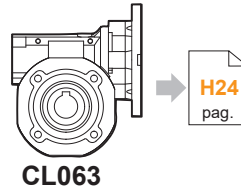
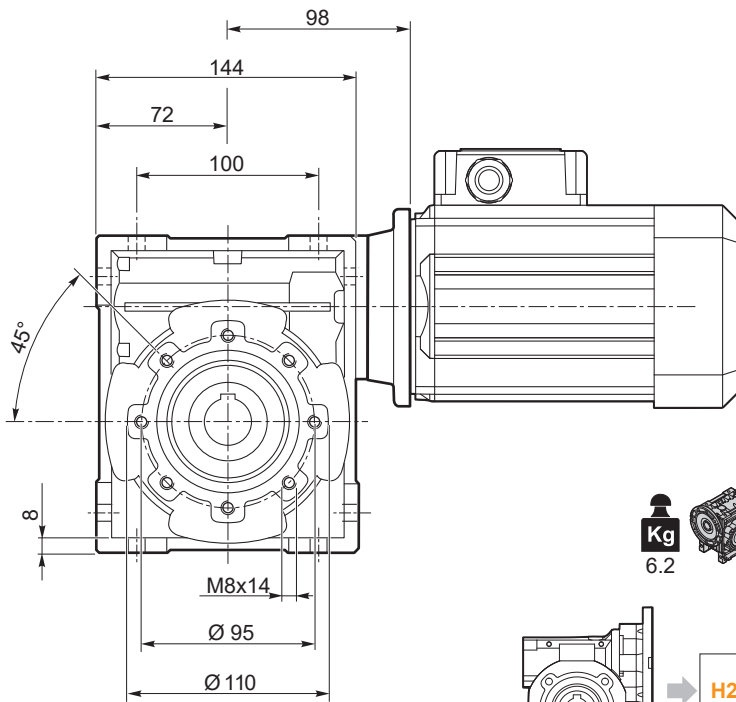
CM/CMP



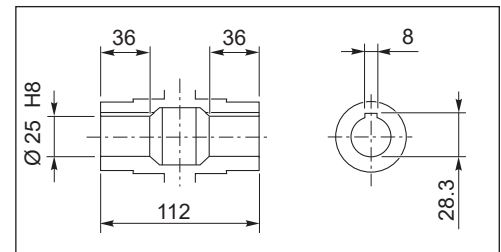
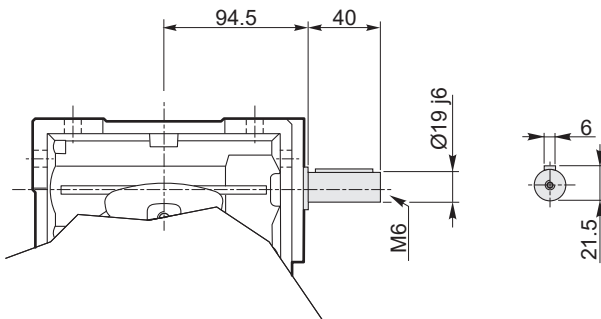
Dimensioni

Dimensions

CM 063 U

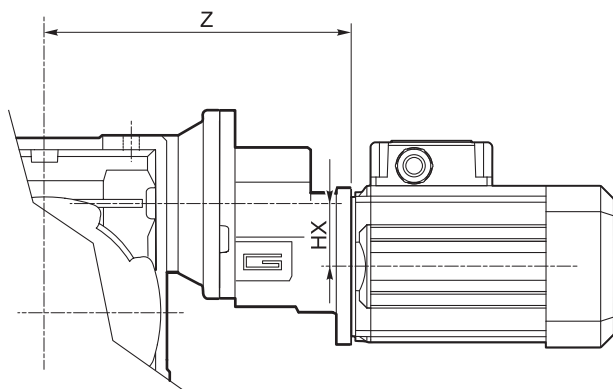


CMIS 063 ..

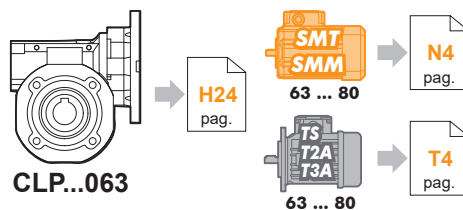


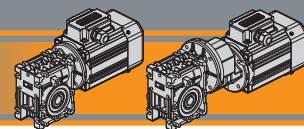
Albero lento cavo / Hollow output shaft

CMP ..



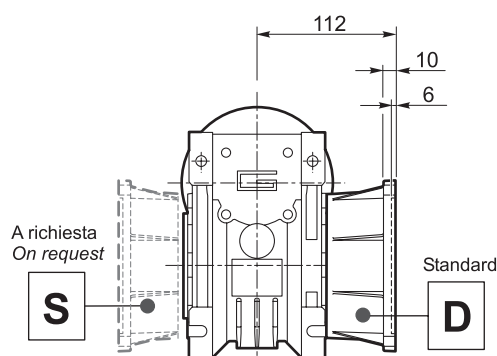
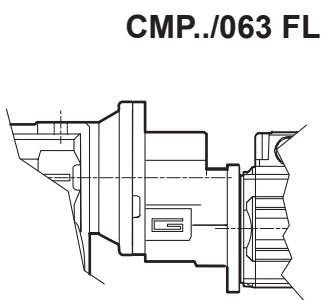
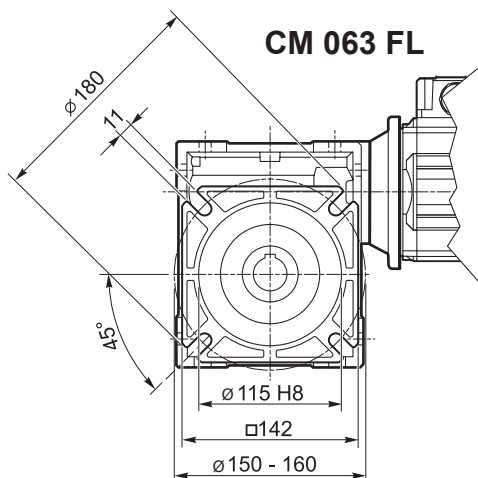
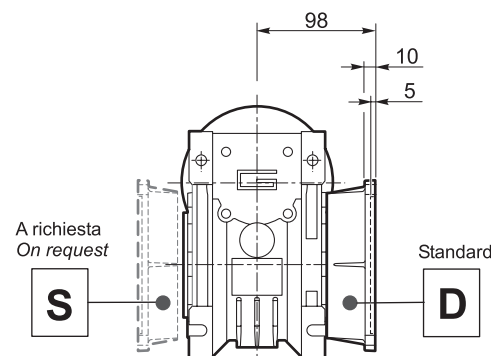
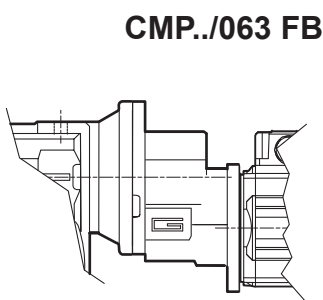
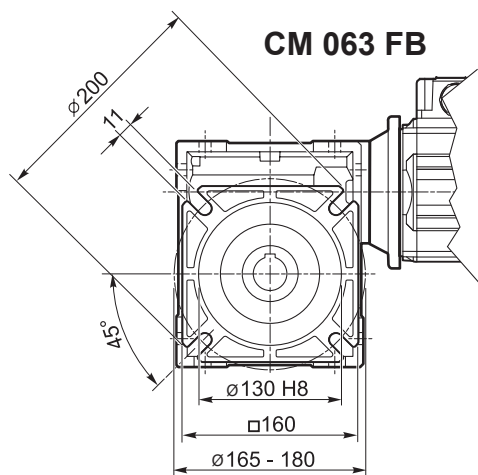
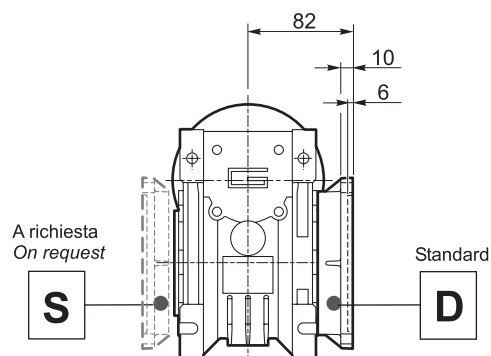
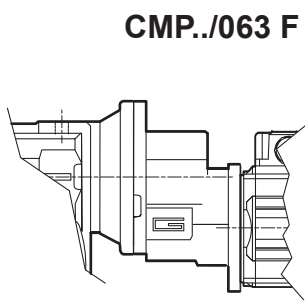
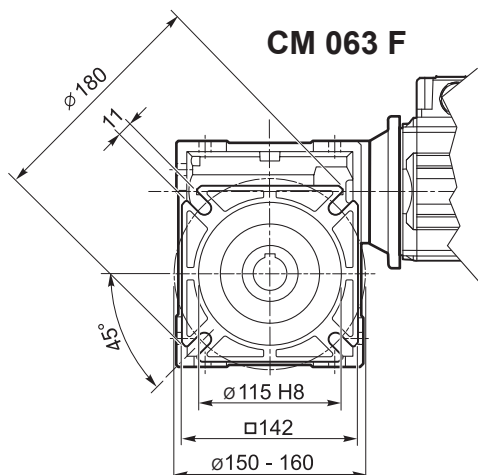
	HX	Z	Kg
063/063	30.5	170	7.2
071/063	41	187	8.2
080/063	41	198	9.0



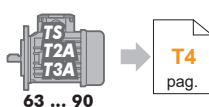
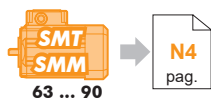


Dimensioni

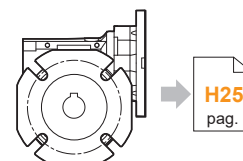
Dimensions

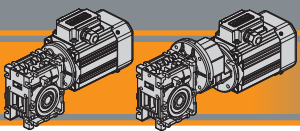


CM/CMP



**CL063 F
CL063 FB
CL063 FL**

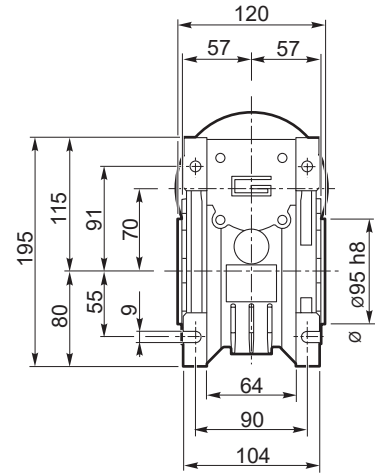
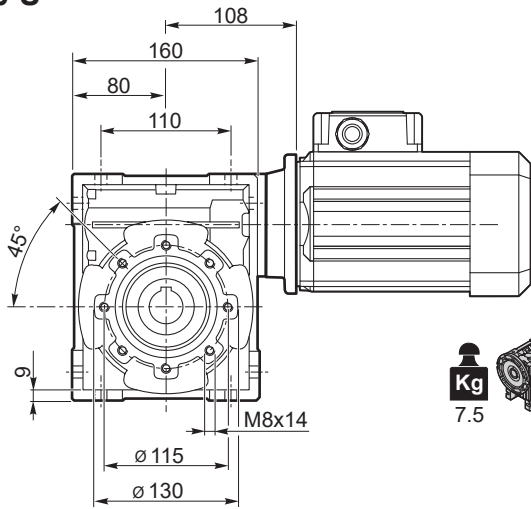




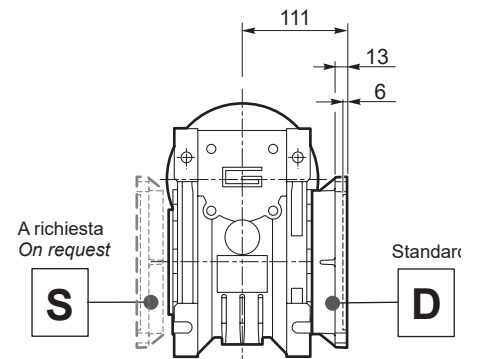
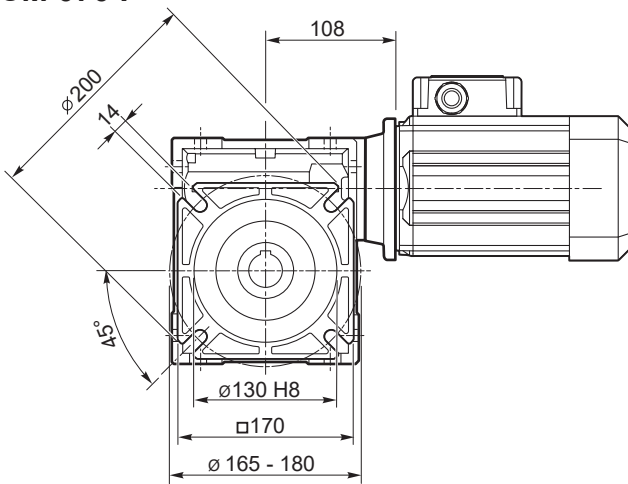
Dimensioni

Dimensions

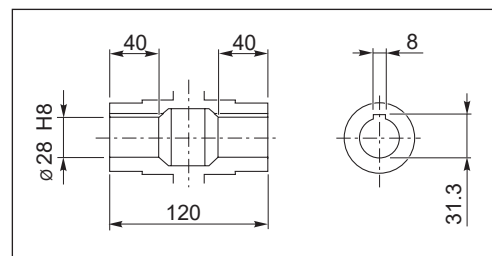
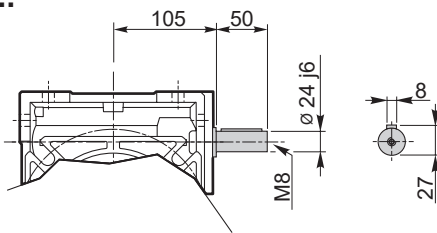
CM 070 U



CM 070 F

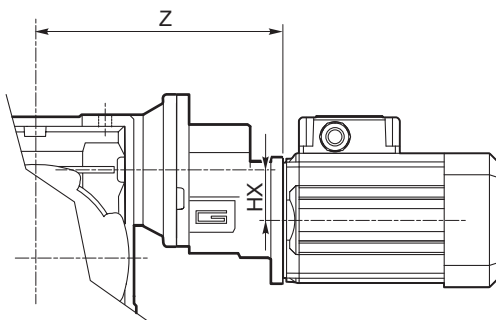


CMIS 070 ..

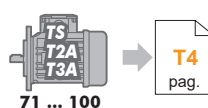
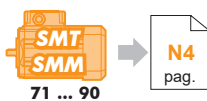


Albero lento cavo / Hollow output shaft

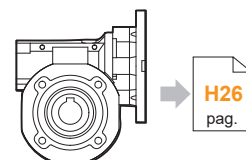
CMP ..

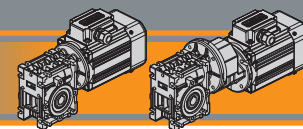


	HX	Z	Kg
071/070	41	197	9
080/070	41	208	9.8
090/070	36.5	262	10.5



CL070
CL070 F

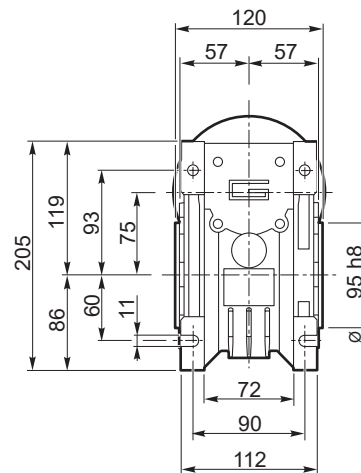
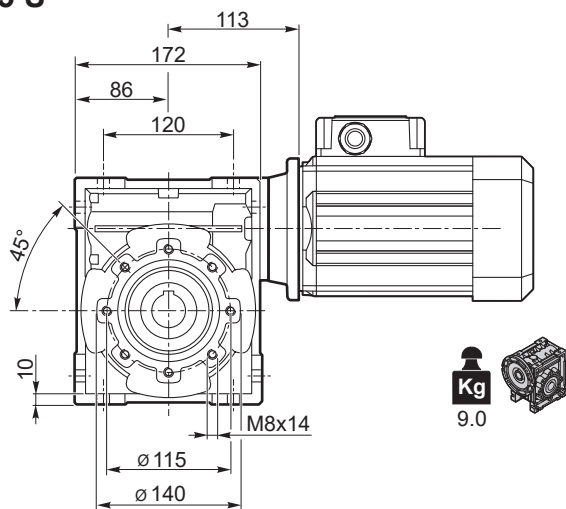




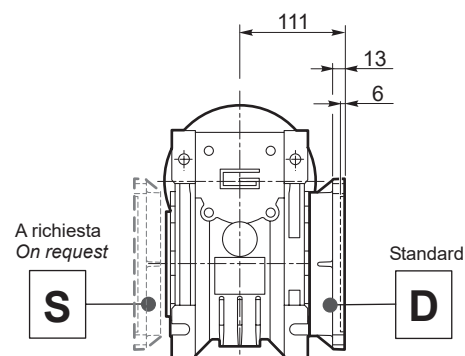
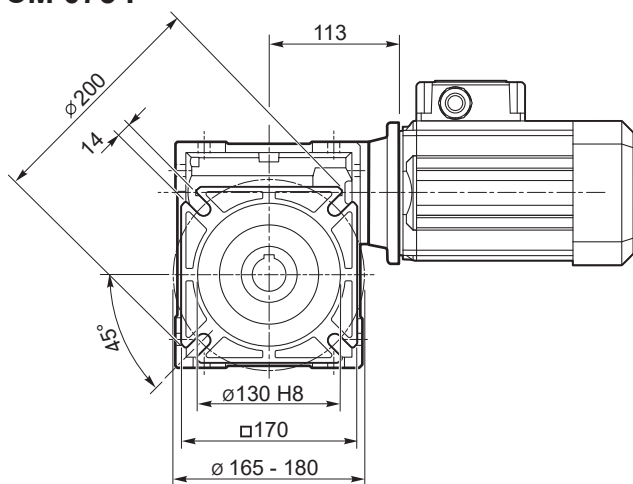
Dimensioni

Dimensions

CM 075 U

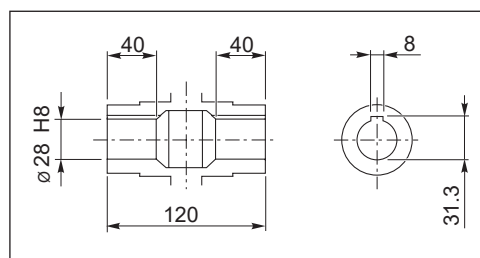
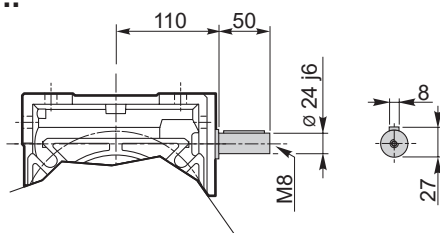


CM 075 F



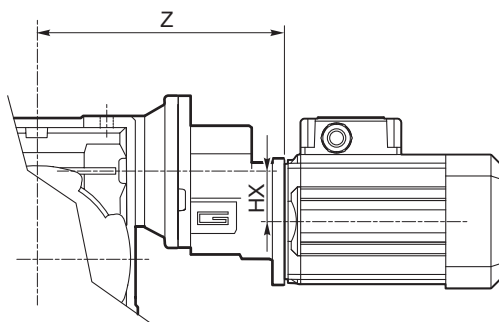
CM/CMP

CMIS 075 ..

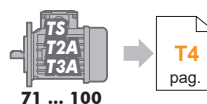
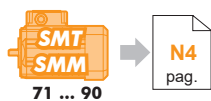


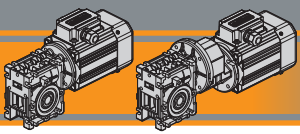
Albero lento cavo / Hollow output shaft

CMP ..



	HX	Z	Kg
071/075	41	202	11.0
080/075	41	213	11.8
090/075	36.5	267	12.5

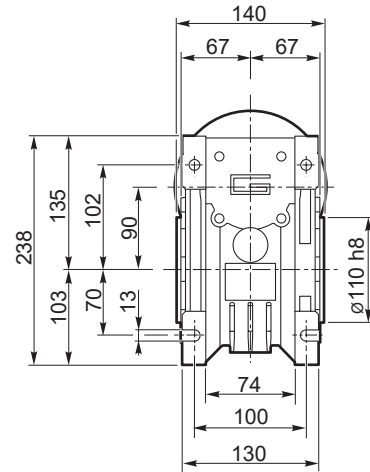
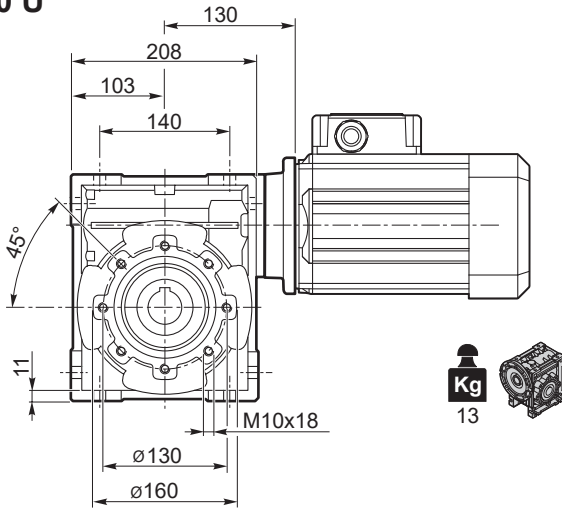




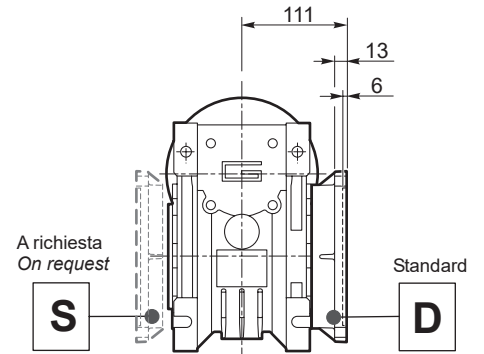
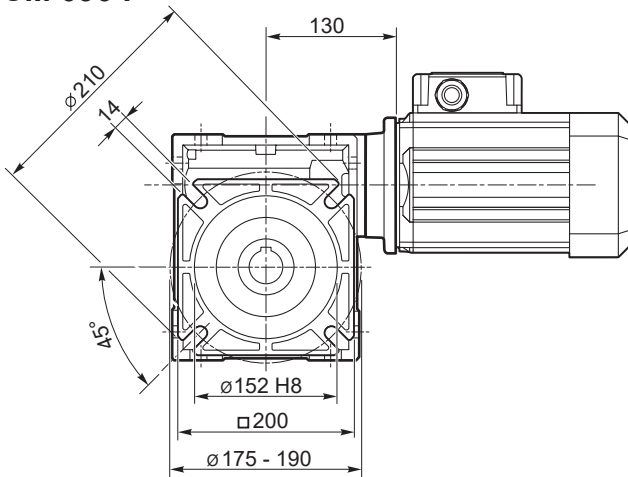
Dimensioni

Dimensions

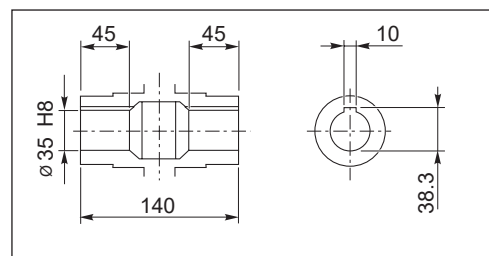
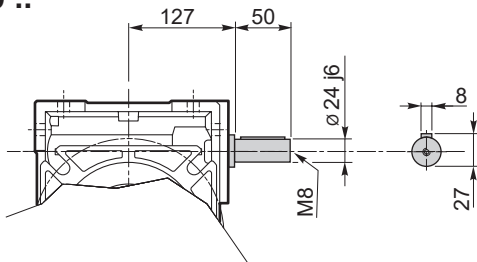
CM 090 U



CM 090 F

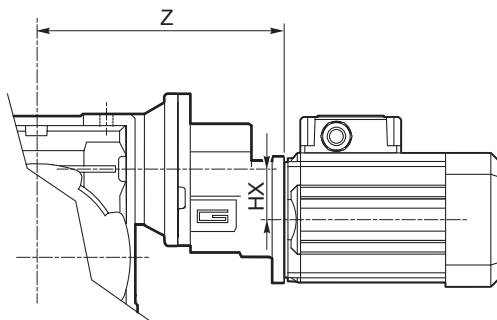




CMIS 090 ..

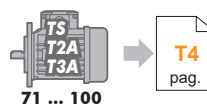
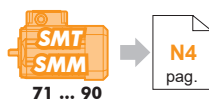


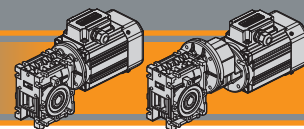
Albero lento cavo / Hollow output shaft

CMP ..



	HX	Z	 Kg 
071/090	41	219	15.0
080/090	41	230	15.8
090/090	36.5	284	16.5

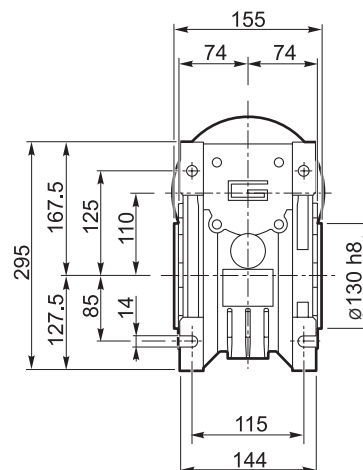
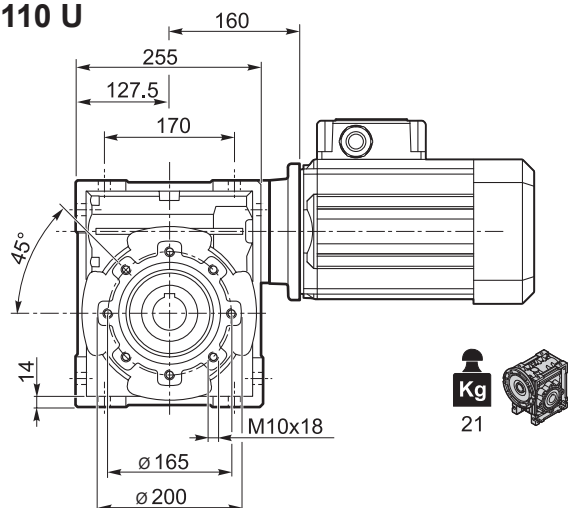




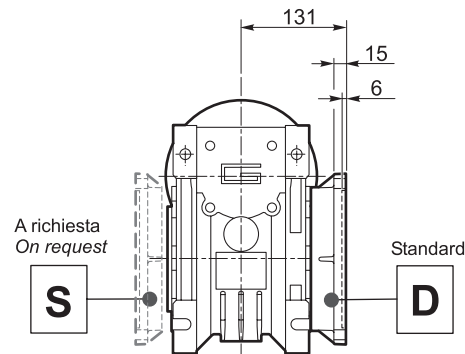
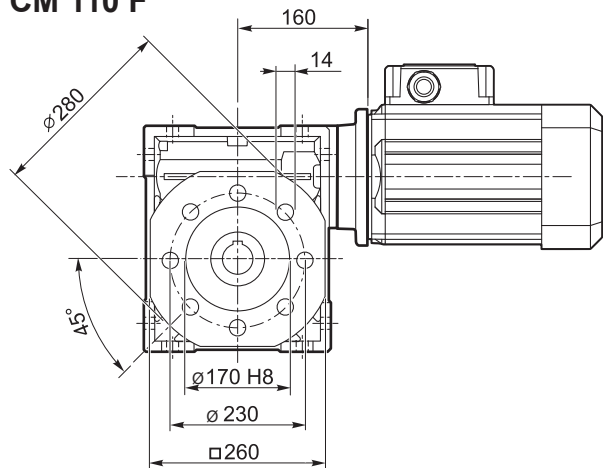
Dimensioni

Dimensions

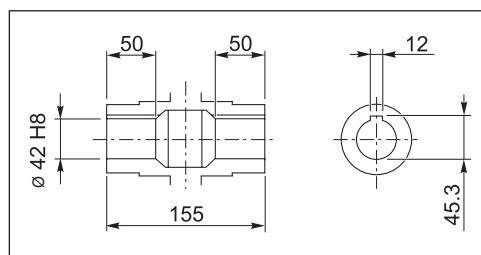
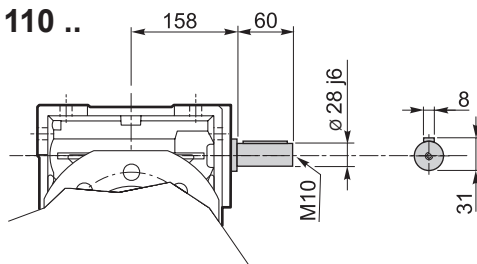
CM 110 U



CM 110 F

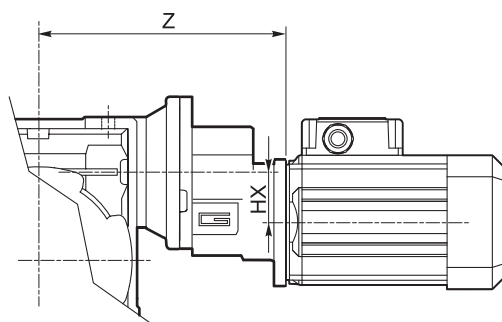



CMIS 110 ..

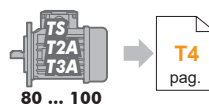
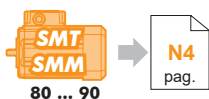


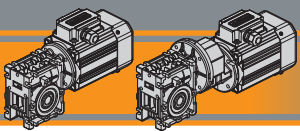
Albero lento cavo / Hollow output shaft

CMP ..



	HX	Z	Kg 
080/110	41	260	23.8
090/110	36.5	314	24.5

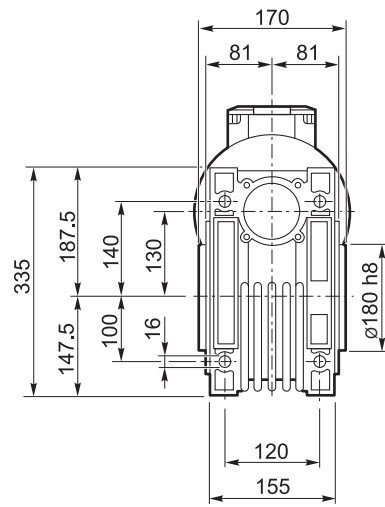
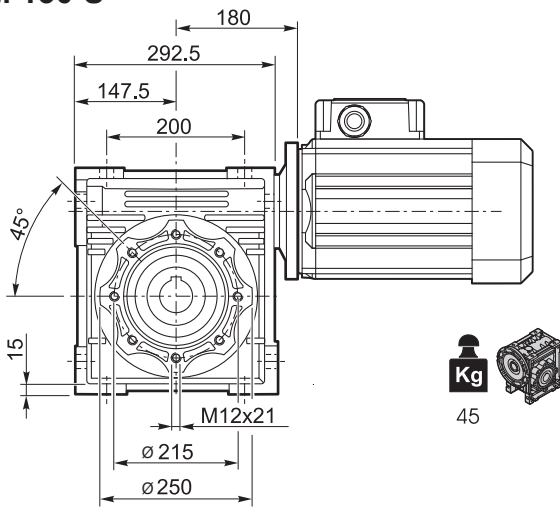




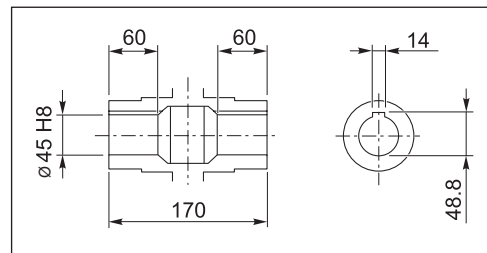
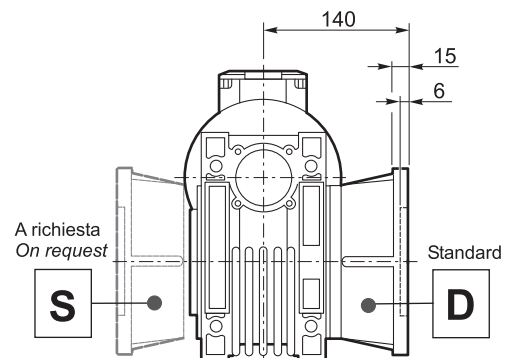
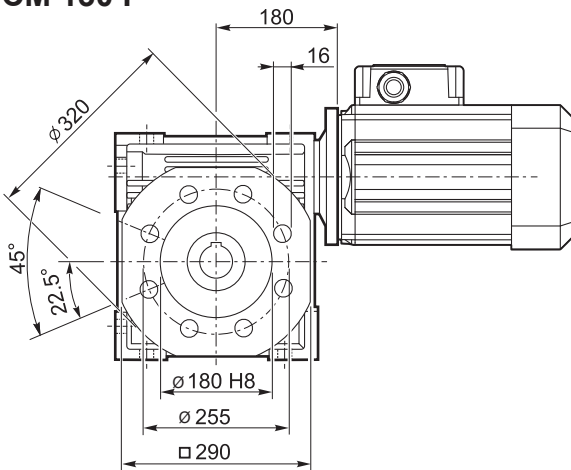
Dimensioni

Dimensions

CM 130 U

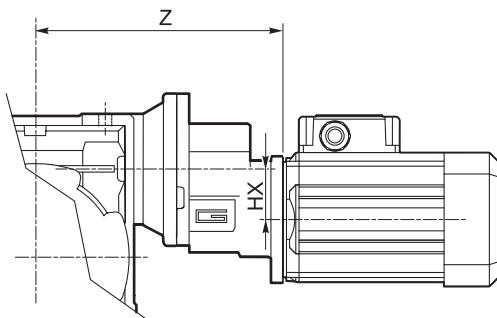




CM 130 F

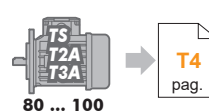
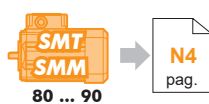


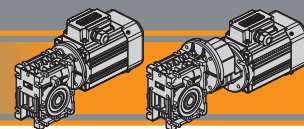
Albero lento cavo / Hollow output shaft

CMP ..



	HX	Z	 Kg 
080/130	41	280	47.8
090/130	36.5	334	48.5



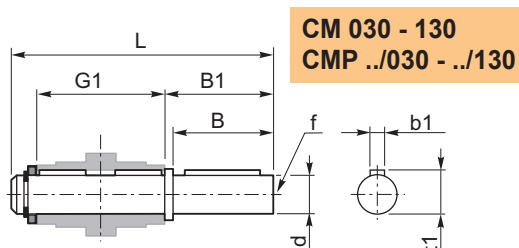
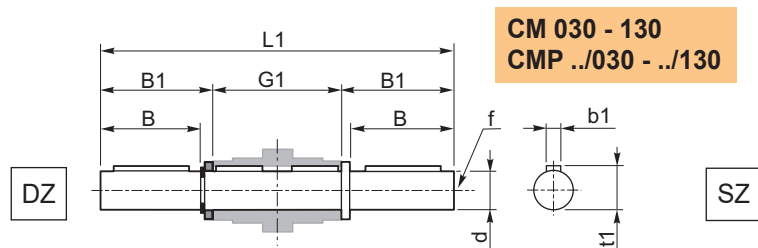


Accessori

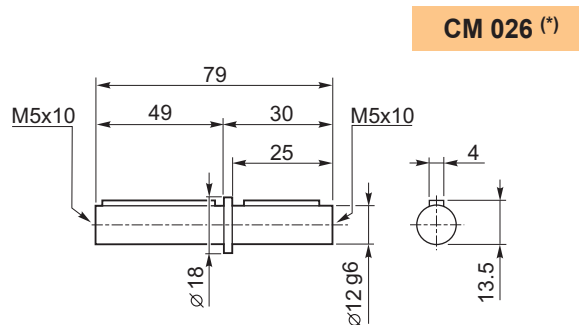
Accessories

Albero lento semplice e doppio

Single and double output shaft



CM	CMP	d _{h7}	B	B1	G1	L	L1	f	b1	t1
030	056/030	14	30	32.5	63	102	128	M6	5	16
040	056/040 063/040	18	40	43	78	128	164	M6	6	20.5
050	063/050 071/050	25	50	53.5	92	153	199	M10	8	28
063	063/063 071/063 080/063	25	50	53.5	112	173	219	M10	8	28
070	071/070 080/070 090/070	28	60	63.5	120	192	247	M10	8	31
075	071/075 080/075 090/075	28	60	63.5	120	192	247	M10	8	31
090	071/090 080/090 090/090	35	80	84.5	140	234	309	M12	10	38
110	080/110 090/110	42	80	84.5	155	249	324	M16	12	45
130	080/130 090/130	45	80	85	170	265	340	M16	14	48.5



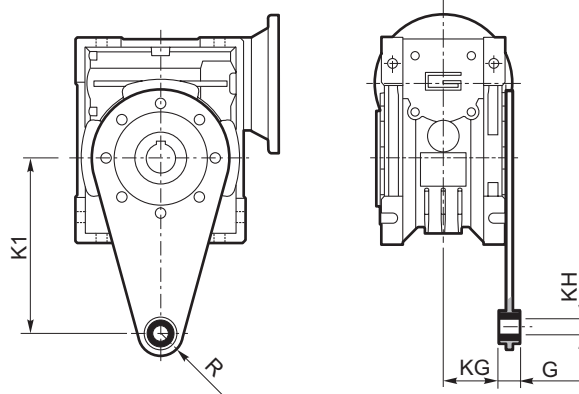
(*)
Nota: disponibile solo per cavo uscita Ø12
Note: available for output hollow shaft Ø12 only

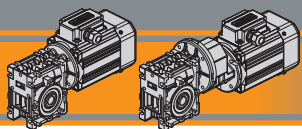
CM/CMP

Braccio di reazione

Torque arm

CM	CMP	K1	G	KG	KH	R
030	056/030	85	14	23	8	15
040	056/040 063/040	100	14	31	10	18
050	063/050 071/050	100	14	38	10	18
063	063/063 071/063 080/063	150	14	47.5	10	18
070	071/070 080/070 090/070	200	25	46.5	20	30
075	071/075 080/075 090/075	200	25	46.5	20	30
090	071/090 080/090 090/090	200	25	56.5	20	30
110	080/110 090/110	250	30	62	25	35
130	080/130 090/130	250	30	69	25	35



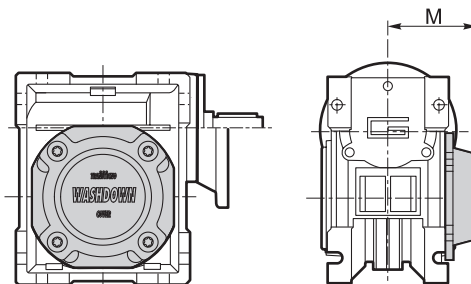
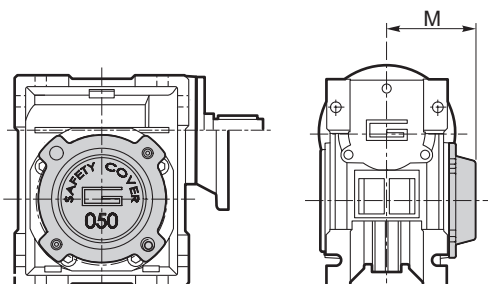


Accessori

Accessories

SC - Safety Cover

WD - Kit washdown cover



CM	CMP	M
030	056/030	47
040	056/040 063/040	54.5
050	063/050 071/050	62.5
063	063/063 071/063 080/063	73
070	071/070 080/070 090/070	75
075	071/075 080/075 090/075	79
090	071/090 080/090 090/090	94
110	080/110 090/110	102
130	080/130 090/130	117

CM	CMP	M
026 (*)	-	37.5
030	056/030	48
040	056/040 063/040	55.5
050	063/050 071/050	63.5
063	063/063 071/063 080/063	71.5
070	071/070 080/070 090/070	76
075	071/075 080/075 090/075	80
090	071/090 080/090 090/090	95
110	080/110 090/110	103

(*)

Nota: Viti escluse dalla fornitura

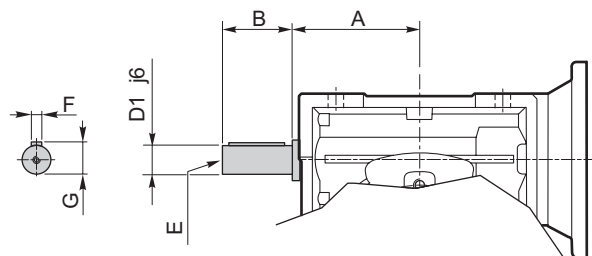
Note: Screws not included in the supply

Opzioni

Options

VS - Vite sporgente / Extended input shaft

CM	CMP	A	B	D ₁ j6	E	F	G
030	056/030	45	20	9	M4	3	10.2
040	056/040 063/040	53	23	11	M5	4	12.5
050	063/050 071/050	64	30	14	M6	5	16
063	063/063 071/063 080/063	75	40	19	M6	6	21.5
070	071/070 080/070 090/070	84	40	19	M6	6	21.5
075	071/075 080/075 090/075	90	50	24	M8	8	27
090	071/090 080/090 090/090	108	50	24	M8	8	27
110	080/110 090/110	135	60	28	M10	8	31
130	080/130 090/130	—	—	—	—	—	—



Costruito su richiesta
Built on request

 **TRANSTECNO SRL**
HEADQUARTERS

Company subject to the management
and coordination of INTERPUMP GROUP SPA
Via Caduti di Sabbiano, 11
40011 Anzola dell'Emilia (BO)
ITALY
T+39 051 64 25 811
F +39 051 73 49 43
sales@transtecno.com
www.transtecno.com


TRANSTECNO®
the modular gearmotor
MEMBER OF INTERPUMP GROUP



 **HANGZHOU INTERPUMP
POWER TRANSMISSIONS CO LTD**
No.4 Xiuyan Road Fengdu Industry Zone
Pingyao Town Yuhang District
Hangzhou City, Zhejiang Province
311115 – CHINA
T +86 571 86 92 02 60
info-china@transtecno.cn
www.transtecno.cn

 **TRANSTECNO IBÉRICA
THE MODULAR GEARMOTOR, S.A.**
Carrer de la Ciència, 45
08840 Viladecans (Barcelona) - SPAIN
T +34 931 598 950
info@transtecno.es
www.transtecno.es

 **TRANSTECNO B.V.**
Siliciumweg 32
3812 SX Amersfoort - NETHERLANDS
T +31(0) 33 45 19 505
info@transtecno.nl
www.transtecno.nl

 **TRANSTECNO AANDRIJFTECHNIEK B.V.**
Siliciumweg 32
3812 SX Amersfoort - NETHERLANDS
T +31 (0) 33 20 4 7 006
info@transtecnoaandrijftechnik.nl
www.transtecnoaandrijftechnik.nl

 **MA TRANSTECNO S.A.P.I. DE C.V.**
Julián Sepúlveda Dávila #107,
Parque Industrial SG
Apodaca, Nuevo León, CP. 66640
MÉXICO
T +52 8113340920
info@transtecno.com.mx
www.transtecno.com.mx


 **TRANSTECNO USA**
8 Creek Parkway,
Boothwyn PA 19061-8136 - UNITED STATES
T + 1 (610) 4970154

TRANSTECNO USA – WEST COAST BRANCH
14561 Frylandts Blvd SE
Monroe, WA 98272 - UNITED STATES
T +1 360-863-1300
usaoffice@transtecno.com
www.transtecno.com

 **TRANSTECNO CANADA**
51 B Caldari Road Unit 10
Vaughan, ON L4K 4G3 - CANADA
T +1 905 761 0762
canadaoffice@transtecno.com
www.transtecno.com

 **TRANSTECNO INDIA**
#6A, Sipcot Industrial complex, Phase-1,Elasagiri Road
Hosur – 635126 Tamilnadu - INDIA
T +91 4344 274434
M +91 81443 88800
indiaoffice@transtecno.com
www.transtecno.com

 **INTERPUMP ANTRIEBSTECHNIK GMBH**
Büro Stuttgart - Dieselstraße 6
70738 Fellbach - GERMANY
T +49 (0)171 4781909
germanoffice@transtecno.com
www.transtecno.com

 **TRANSTECNO BRAZIL**
Rua Gilberto de Zorzi, 525 Forqueta - CEP. 95115-730
CX Postal 3544 Caxias do Sul RS – BRAZIL

TRANSTECNO BRAZIL – SÃO PAULO BRANCH
Rua Fortunato Jose Deltreggia, 745 – CEP: 13347-441
Indaiatuba, São Paulo – BRAZIL
T +55 19 98927 3906

TRANSTECNO BRAZIL – PORTO ALEGRE BRANCH
Rua Dr. Freire Alemão 155 / 402 - CEP. 90450-060
Auxiliadora Porto Alegre RS - BRAZIL
T +55 51 4042 0916
M +55 51 811 45 962
braziloffice@transtecno.com
www.transtecno.com.br

 **TRANSTECNO AUSTRALIA**
1/2 Access Way, Carrum Downs, Victoria, 3201
AUSTRALIA
T +61 (03) 9775 1077
australiaoffice@transtecno.com
www.transtecno.com

 **SALES OFFICE OCEANIA**
Unit 5, 12 Nyholt Drive, Yatala 4207
Queensland - AUSTRALIA
T +61 07 3800 0103
M +61 04 38060997
UNIT 9 , 94 Boundary Rd, Sunshine West 3020
Victoria - AUSTRALIA
T + 61 03 9312 4722
oceaniaoffice@transtecno.com
www.transtecno.com.au